

Investor Relations 2020

Daewoo Engineering & Construction, The Beginning of a New Leap Forward

- 2020.3Q Business Performance

Disclaimer

The financial data included is based on K-IFRS consolidated basis and prior to external audit, it is subject to change.

This presentation is provided only as a reference material. Daewoo Engineering & Construction assumes no responsibility for investment decisions. We trust your investment decisions will be based on your own independent judgment.

Contents

2020.3Q Business Highlights

1. New Orders

2. Order Backlogs

3. Sales Revenue

4. Gross Profit

5. Operating Profit

※ Appendix. Summary of Financial Statement

Business Plan Achievement

1. New orders

2. Sales Revenue

3. Housing Pre-sale

4. 2020 Housing Pre-sale Plan

5. Current Status on Overseas Orders

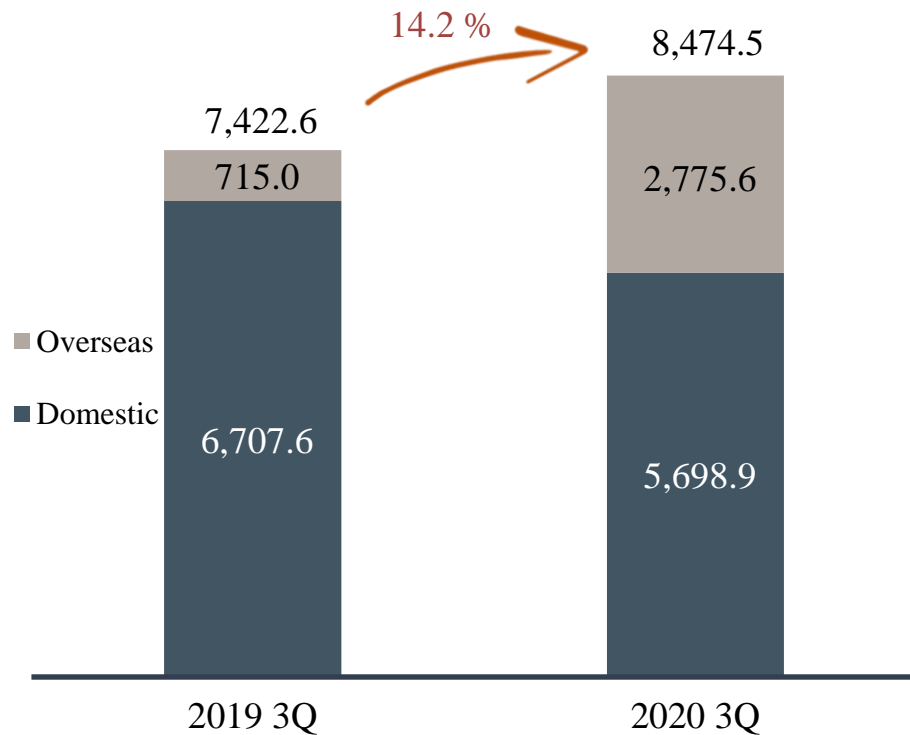
2020.3Q Business Highlights

1. New Orders

- 20.3Q Accumulated New orders : 8.4 trillion won (+14.2% YoY)

[Unit : KRW Bil.]

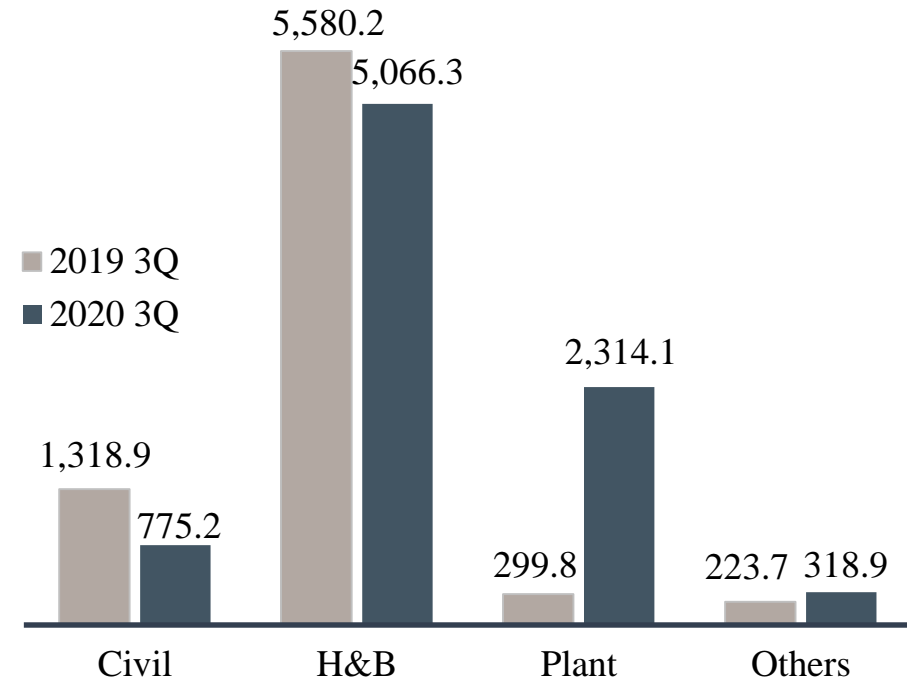
Yearly Trend



Breakdown by Business Type

*H&B : Housing & Building

*Others : Subsidiaries & etc.

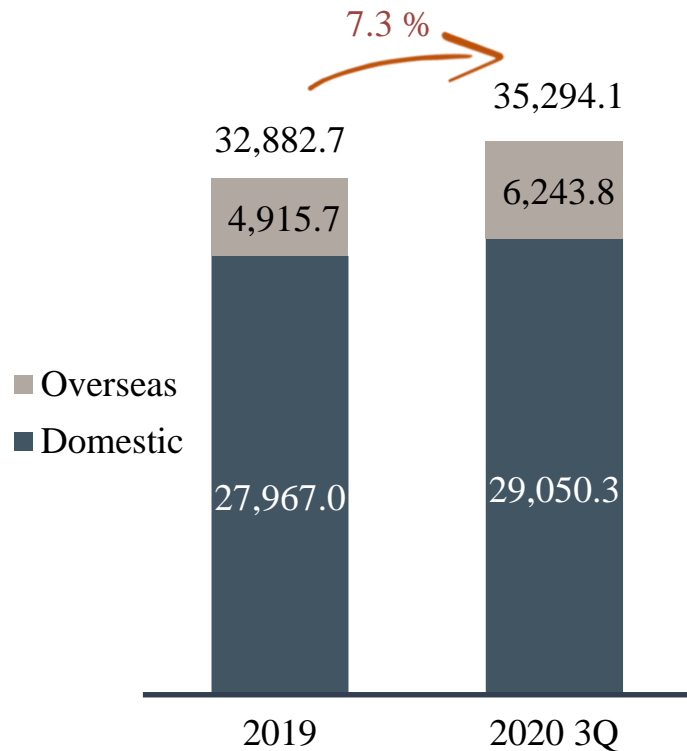


2. Order Backlogs

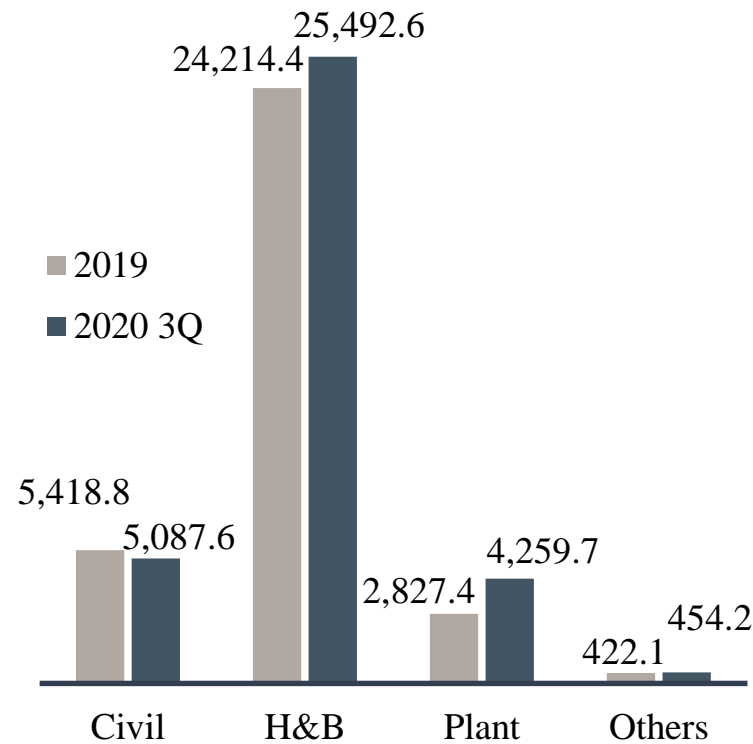
- 20.3Q Order backlogs : 35.3 trillion won (+7.3% YoY)

[Unit : KRW Bil.]

Yearly Trend



Breakdown by Business Type

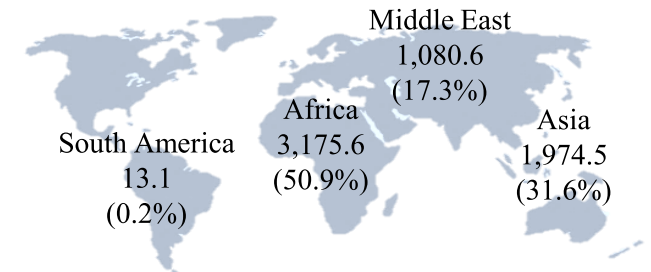


Domestic H&B and Overseas Backlogs Breakdown

<Domestic H&B Backlogs Breakdown>

Redevelopment	Private	Public	In-house
11,586.3	10,333.8	469.6	2,575.6
(46.4%)	(41.4%)	(1.9%)	(10.3%)

<Overseas Backlogs Breakdown>



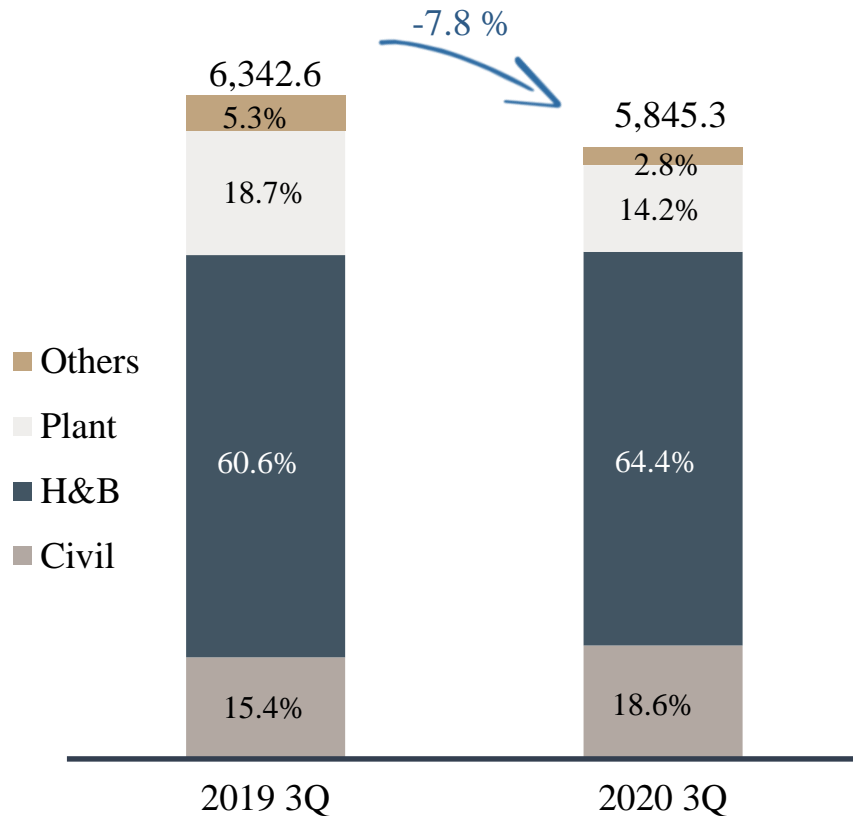
▶ Plant 58.6%, Civil 26.0%, Building 15.4%

3. Sales Revenue

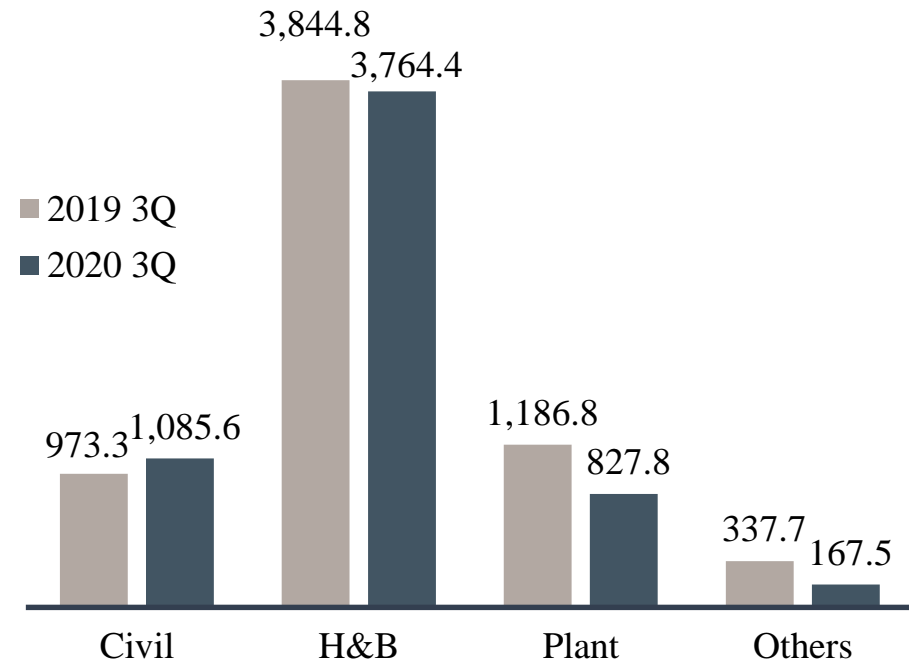
- 20.3Q Accumulated Sales Revenue 5.85 trillion won (-7.8% YoY)

[Unit : KRW Bil.]

Yearly Trend



Breadown by Business Type

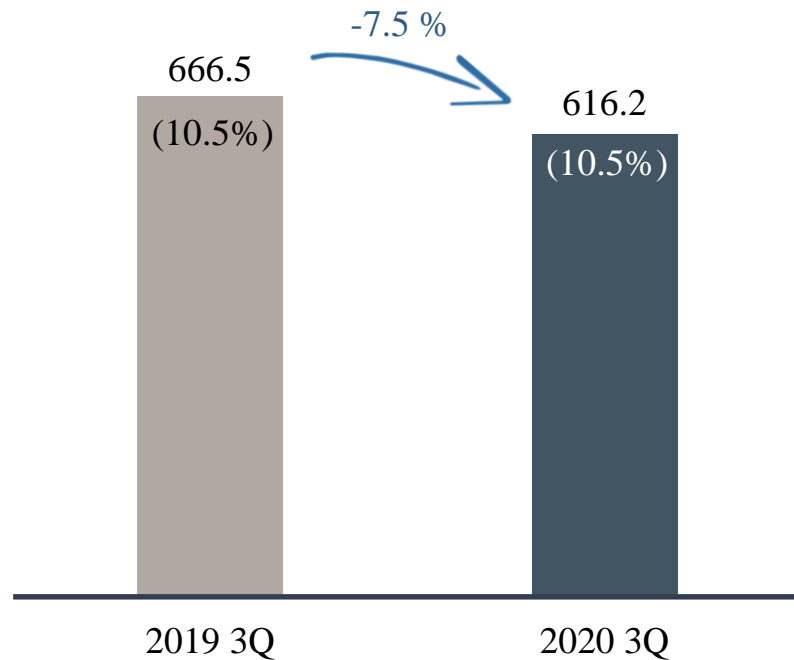


4. Gross Profit

- 20.3Q Accumulated Gross Profit 616 billion won (-7.5% YoY)

[Unit : KRW Bil.]

Gross Profit & GPM



Breakdown by Business Type & GPM

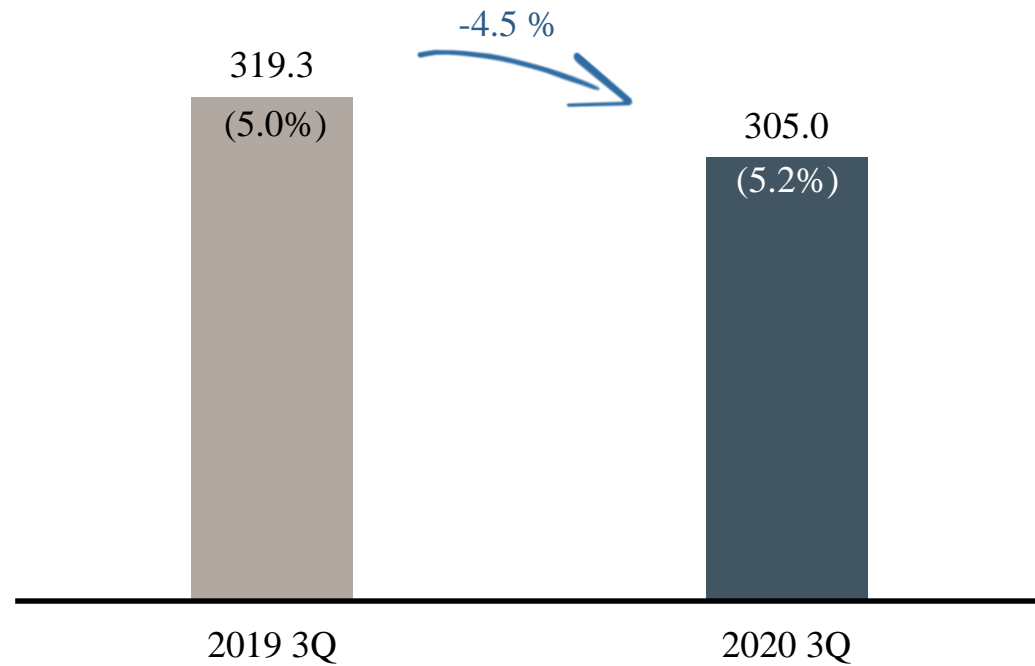
	2019 3Q		2020 3Q	
Civil	9.1	0.9%	10.1	0.9%
Housing & Building	541.3	14.1%	546.6	14.5%
Plant	26.4	2.2%	46.6	5.6%
Subsidiaries & etc.	89.7	26.6%	12.9	7.7%
Total	666.5	10.5%	616.2	10.5%

5. Operating Profit

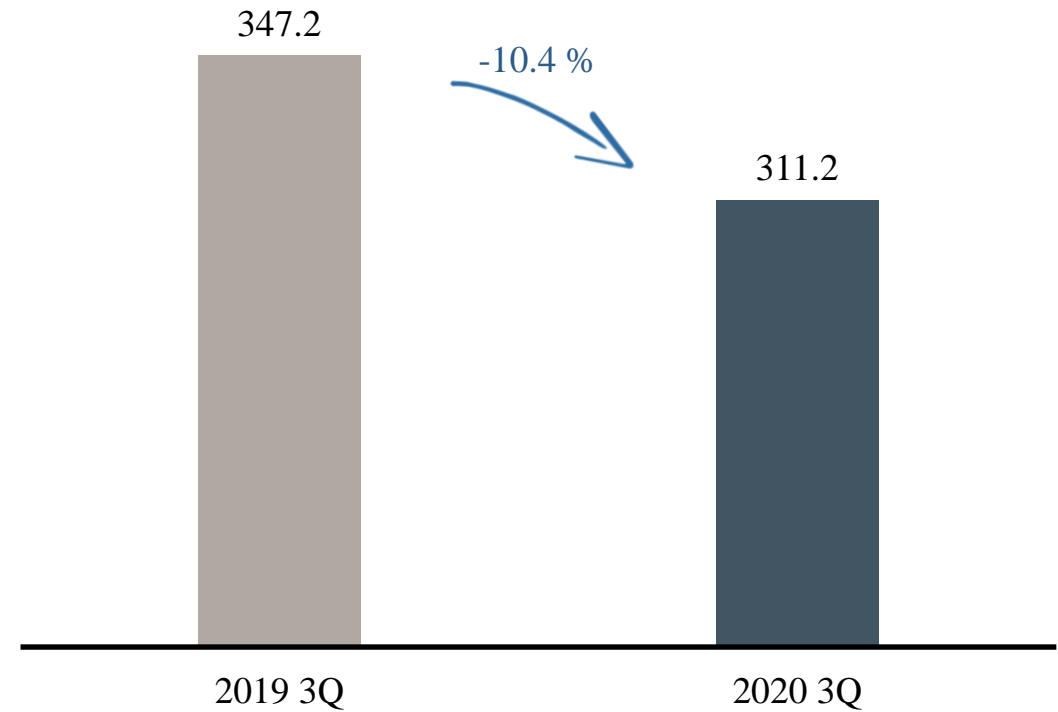
- 20.3Q Accumulated Operating Profit 305 billion won (-4.5% YoY)

[Unit : KRW Bil.]

Operating Profit & OPM



SG&A Expenses



※ Appendix. Summary of Financial Statement (Accumulated)

[Unit : KRW Bil.]

Summary of Income Statement

Account	2019 3Q	2020 3Q
Sales Revenue	6,342.6	5,845.3
Gross Profit (%)	666.5 (10.5%)	616.2 (10.5%)
Operating Profit (%)	319.3 (5.0%)	305.0 (5.2%)
Other Expenses	0.1	-46.4
Net Financial Cost	-54.7	-50.3
Pre-tax Profit	264.7	208.3
Net Profit (%)	179.5 (2.8%)	170.3 (2.9%)

Summary of Balance Sheet

Account	2019	2020 3Q
Total Asset	9,697.6	9,993.7
Current Asset	6,049.4	6,424.0
Cash & Cash Equivalents	756.8	1,414.7
Total Liability	7,209.4	7,318.5
Current Liability	5,084.7	5,318.3
Borrowing	2,352.1	2,707.7
Total Equity	2,488.2	2,675.2

Account	2019	2020 3Q
Debt Ratio	289.7%	273.6%
PF Loan Guarantee	409.4	430.8
Un-started PF Balance	84.7	174.6

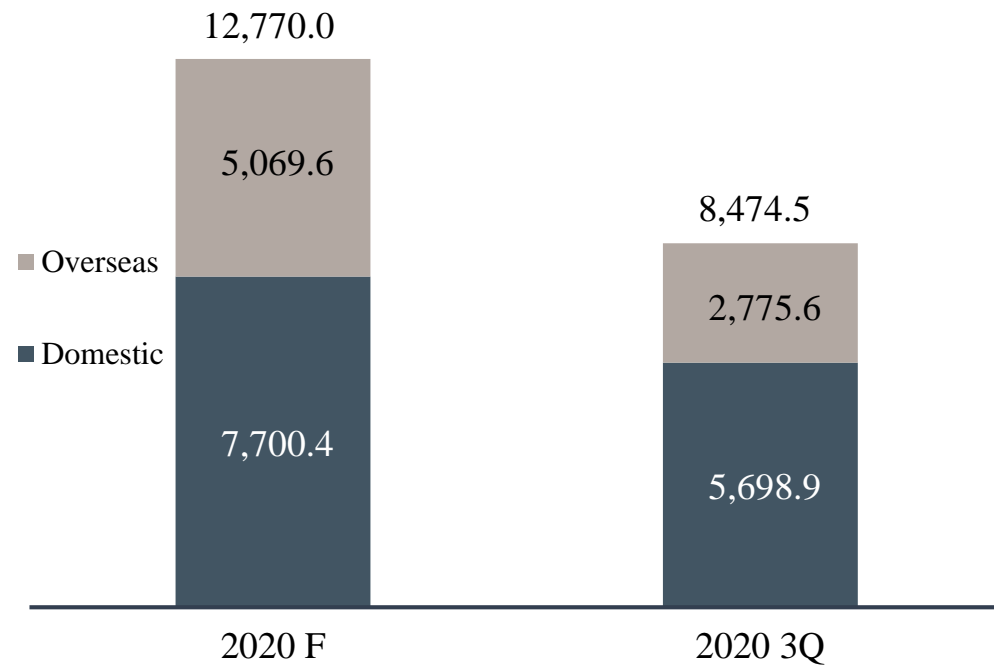
Business Plan Achievement

1. New Orders

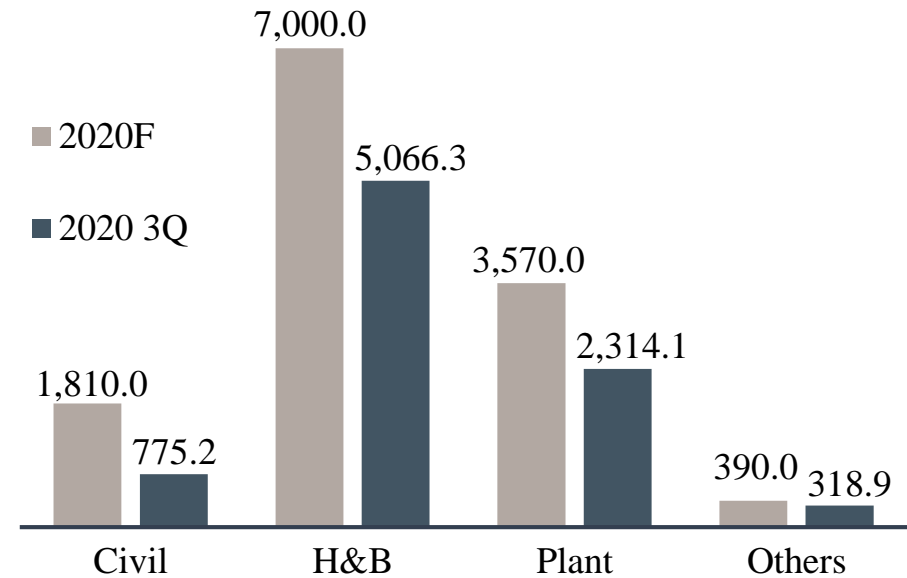
- 2020 Achievement rate : 66% (98% of 2019 annual Sales Revenue)

[Unit : KRW Bil.]

2020 Achievement



Achievement by Business Type

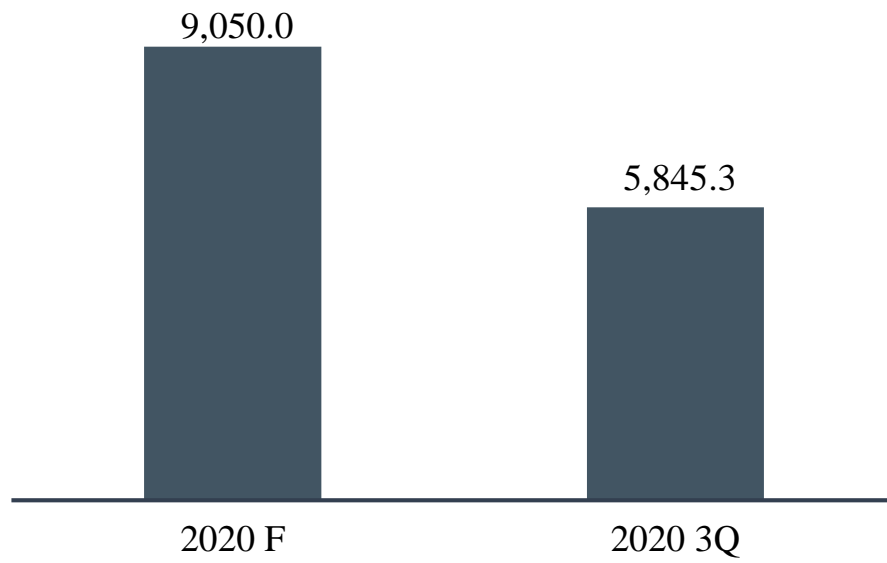


2. Sales Revenue

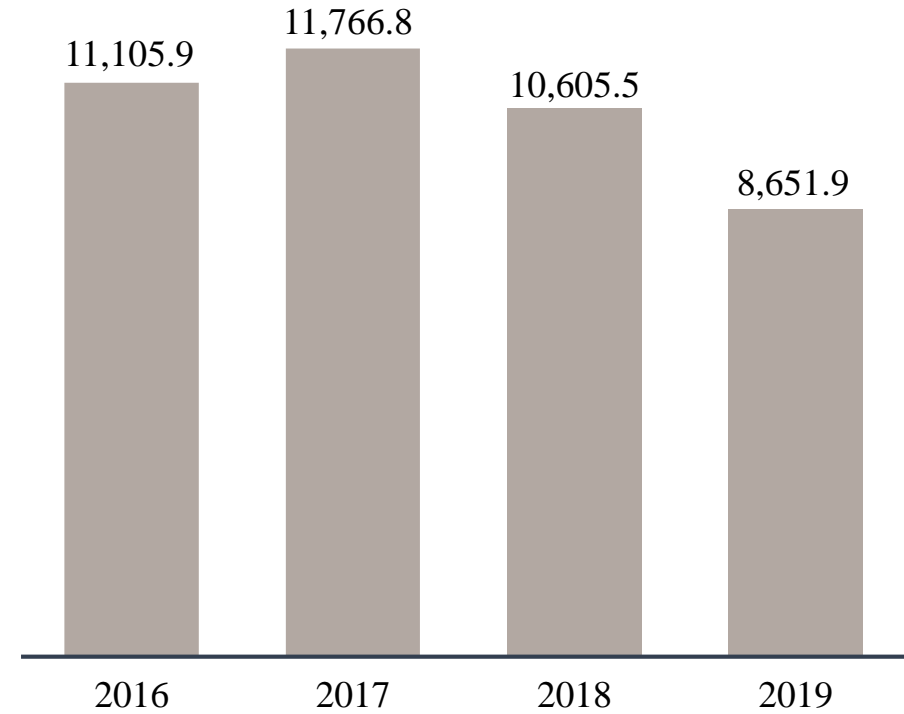
- 2020 Achievement rate : 65%

[Unit : KRW Bil.]

2020 Achievement



Past Sales Revenue

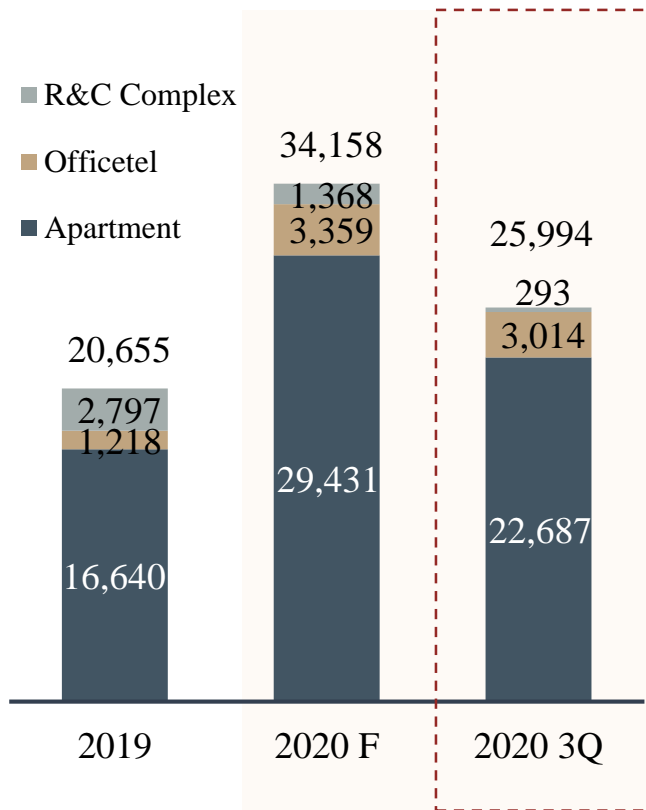


3. Housing Pre-Sale

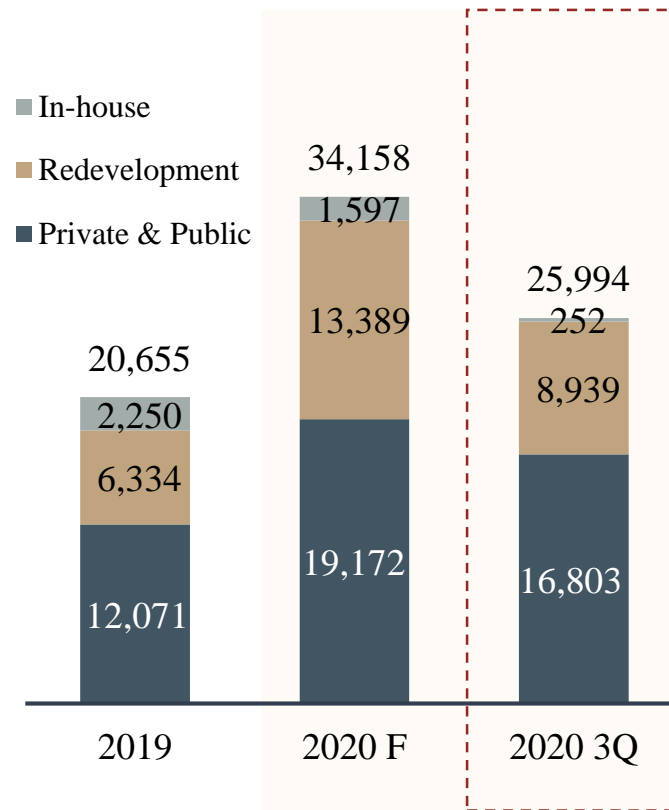
- 2020 Achievement rate : 76%

[Unit : Household]

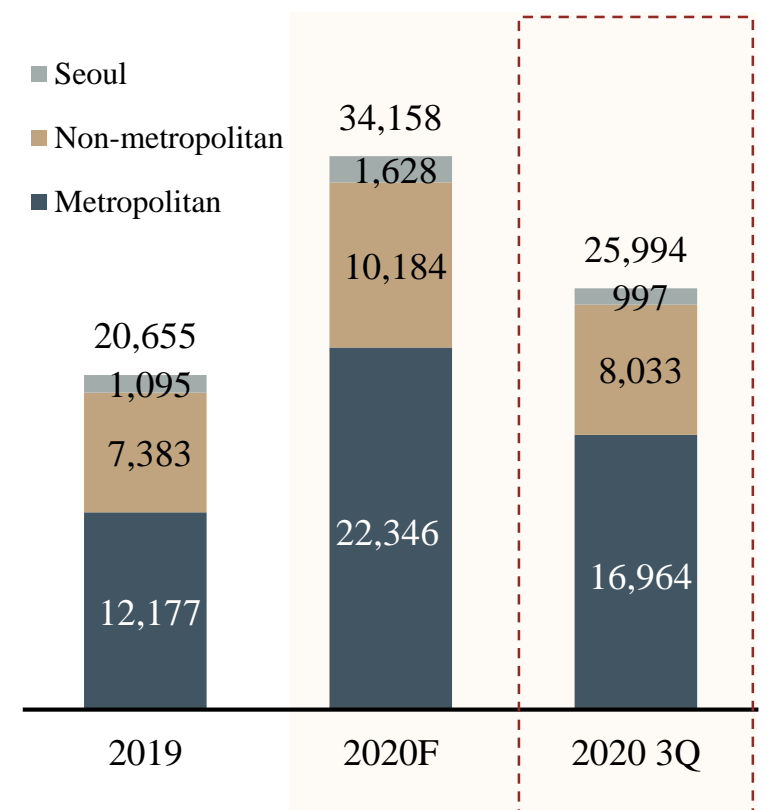
Breakdown by Housing Type



Breakdown by Supply Type



Breakdown by Region



4. 2020 Housing Pre-Sale Plan

[Unit : Household]

Term	PJ Name	Unit	Locaiton
1Q	Maegyo Station Prugio SK VIEW (Union)	1,012	Paldal-gu, Suwon-si, Gyeonggi-do
	Maegyo Station Prugio SK VIEW	1,077	Paldal-gu, Suwon-si, Gyeonggi-do
	Ansan Prugio Breepark	588	Danwon-gu, Ansan-si, Gyeonggi-do
2Q	Gyeryong Prugio The First	883	Duma-myeon, Gyeryong-si, Chungcheongnam-do
	Hwaseo Station Prugio Briciel	665	Jangan-gu, Suwon-si, Gyeonggi-do
	Sewoon Prugio Hericity	293	Inhyun-dong, Jung-gu, Seoul
	Royal Park City Prugio Geomam Station	4,805	Baekseok-dong, Seo-gu, Incheon
	Cheongna International City Station Prugio City	1,630	Cheongna International City, Seo-gu, Incheon
	Gwangmyeong Prugio Centver	464	Gwangmyeon-dong, Gwangmyeong-si, Gyeonggi-do
	Hwaseo Station Prugio Briciel (OT)	460	Jangan-gu, Suwon-si, Gyeonggi-do
	Hillstate Prugio Juan (Union)	441	Juan-dong, Michuhol-gu, Inchen
	Ahyeon Prugio Clacity	234	Ahyeon-dong, Mapo-gu, Seoul
	Gwangmyeong Prugio Forena	240	Gwangmyeon-dong, Gwangmyeong-si, Gyeonggi-do
	Gwangmyeong Prugio Centver (Union)	796	Gwangmyeon-dong, Gwangmyeong-si, Gyeonggi-do

Term	PJ Name	Unit	Locaiton
3Q	Yeongheungpark Prugio Parkbien	1,509	Yeongton-gu, Suwon-si, Gyeonggi-do
	Gimhae Prugio High-End	1,400	An-dong, Gimhae-si, Gyeongsangnam-do
	Cheonan Prugio Lakeside	1,023	Seobuk-gu, Cheonan-si, Chungcheongnam-do
	Daeyeon 4 reconstruction (Union)	985	Daeyeon 4-dong, Nam-gu, Busan
	Sanseong Station Xi Prugio	869	Sujung-gu, Seongnam-si, Gyeonggi-do
	Seosan Prugio The Central	861	Yecheon-dong, Seosan-si, Chungcheongnam-do
	Pyeongchon Prugio Centralpark	690	Dongan-gu, Anyang-si, Gyeonggi-do
	Etc.	5,069	-
4Q	Yeongjong A12	1,445	Unnam-dong, Jung-gu, Incheon
	Sanseong Station Xi Prugio (Union)	1,112	Sujung-gu, Seongnam-si, Gyeonggi-do
	Gamil Prugio Markver	496	Gami-dong, Hanam-si, Gyeonggi-do
	Pa-dong Gangchon 2 District	579	Pa-dong, Suseong-gu, Daegu
		Etc.	4,532
-	Total	34,158	-

5. Current Status on Overseas Orders

Division	Country	Project	Contract Price	Detail
Plant	Nigeria	PHC Refinery Rehabilitation PJ	USD 400 mil.	• '20. 4Q DWEC Sub-contract Signing
		NLNG New BOG Comp.	USD 50 mil.	• Project delayed due to COVID-19 • '21 Announcement of winning bidder
	Qatar	North Field Expansion Pkg.1 (LNG)	USD 1.0 bil.	• Project delayed due to COVID-19 • '21 Announcement of winning bidder
	Oman	Sohar LNG Bunkering	USD 100 mil.	• Project delayed due to COVID-19 • '21 Announcement of winning bidder
Civil	Iraq	Al Faw Container Terminal Pkg.2	Undetermined	• Private contract under negotiation, 4Q contract Signing
		Khor Al-Zubair Immersed Tunnel Pkg.2		
		Al Faw – Um Qasr Connecting Road		
		Al Faw Container Terminal Pkg.3		
		Al Faw Navigation Channel		

※ The above contract price was prepared based on the expected amount by the company.

Thank you

