

Investor Relations 2021

# Daewoo Engineering & Construction

A New Level of Profit, The Stepping Stone for a Better Growth

2021.1Q Business Performance

# Disclaimer

The financial data included is based on K-IFRS consolidated basis and prior to external audit, it is subject to change.

This presentation is provided only as a reference material. Daewoo Engineering & Construction assumes no responsibility for investment decisions. We trust your investment decisions will be based on your own independent judgment.

# Contents

## 2021. 1Q Business Highlights

1. New Orders
2. Order Backlogs
3. Sales Revenue
4. Gross Profit
5. Operating Profit
6. Summary of Financial Statement

## Business Plan Achievement rate

1. New Orders
2. Sales Revenue
3. Housing Pre-sale
4. 2021 Housing Pre-sale Plan
5. Current Status on Overseas Orders

---

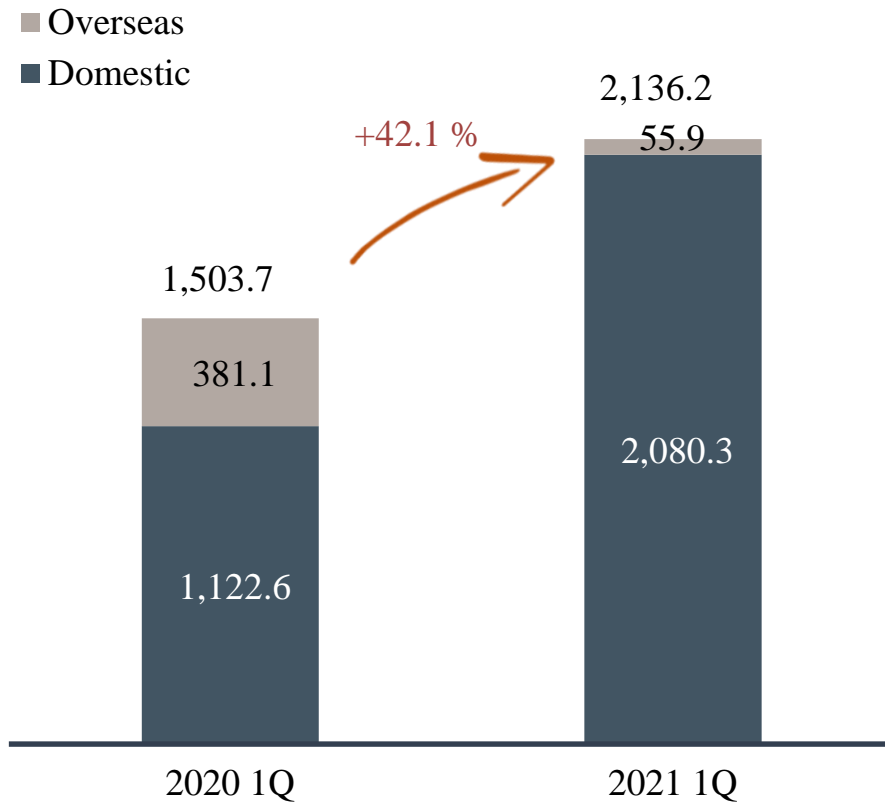
# 2021.1Q Business Highlights

# 1. New Orders

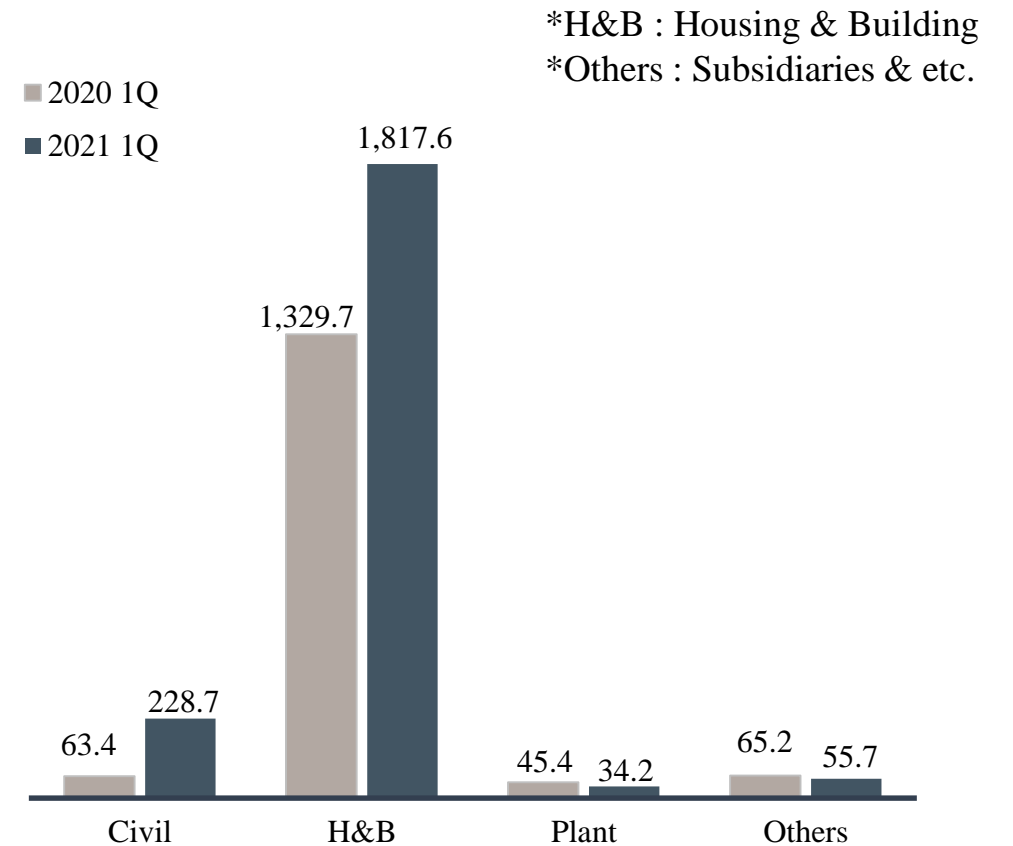
- 21.1Q New orders : 2.14 trillion won (+42.1% yoy)

[Unit : KRW Bil.]

## Yearly Trend



## Breakdown by Business Type

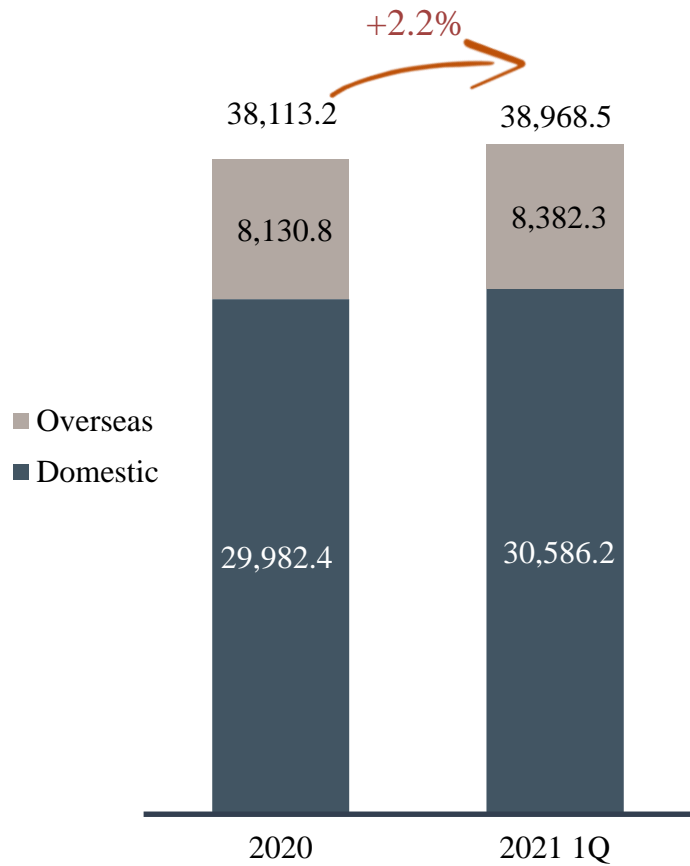


# 2. Order Backlogs

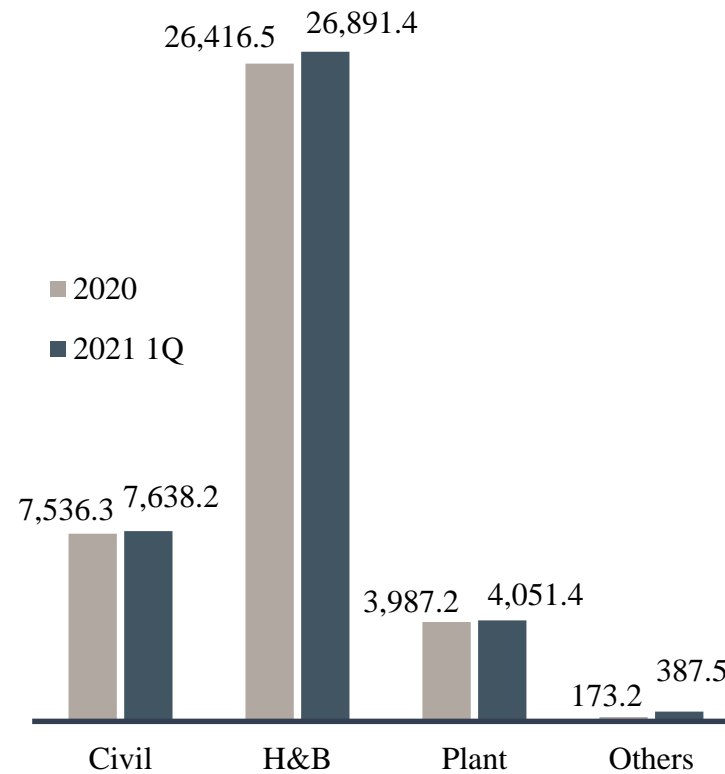
- 21.1Q Order backlogs : 39.0 trillion won

[Unit : KRW Bil.]

## Yearly Trend



## Breakdown by Business Type

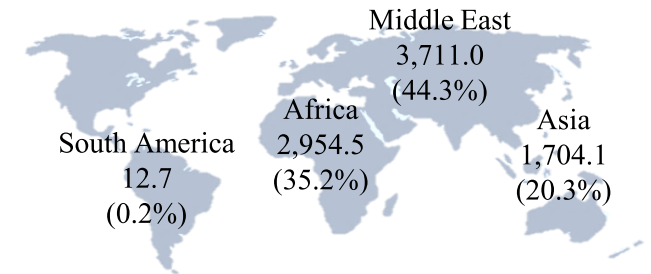


## Domestic H&B and Overseas Backlogs Breakdown

### <Domestic H&B Backlogs Breakdown>

Redevelopment	Private	Public	In-house
12,102.7	10,722.0	648.3	2,455.0
(46.6%)	(41.4%)	(2.5%)	(9.5%)

### <Overseas Backlogs Breakdown>



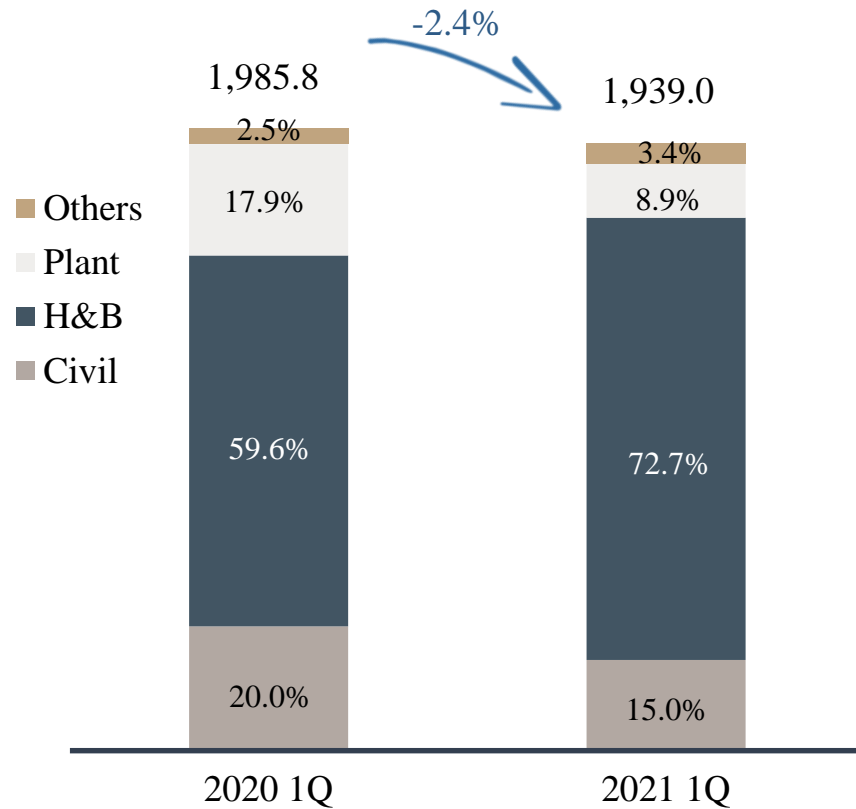
▶ Plant 39.0%, Civil 50.9%, Building 10.1%

# 3. Sales Revenue

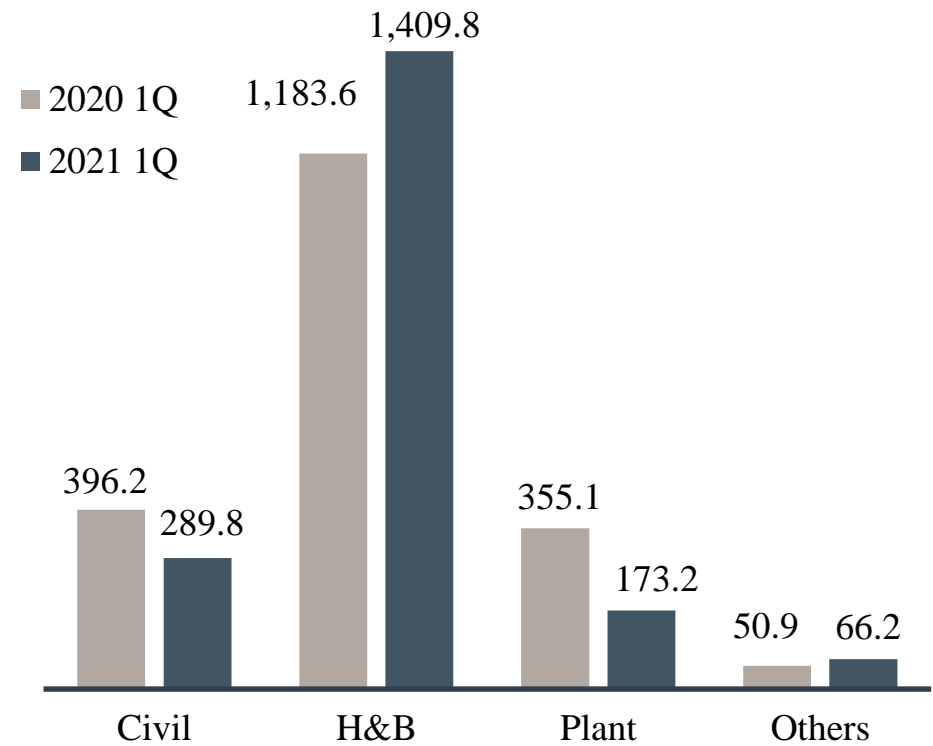
- 21.1Q Sales Revenue : 1.94 trillion won (-2.4% yoy)

[Unit : KRW Bil.]

### Yearly Trend



### Breadown by Business Type

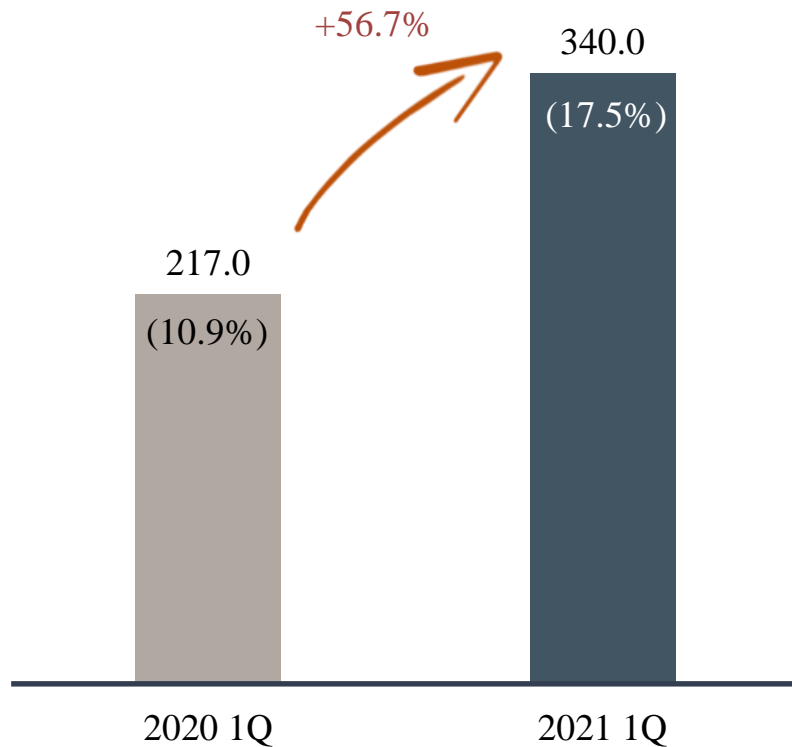


# 4. Gross Profit (%)

- 21.1Q Gross Profit : 340.0 billion won (GPM 10.9% → 17.5%)

[Unit : KRW Bil.]

## Gross Profit & GPM



## Breakdown by Business Type & GPM

	2020 1Q		2021 1Q	
Civil	28.7	7.2%	19.6	6.8%
Housing & Building	151.6	12.8%	276.3	19.6%
Plant	31.7	8.9%	30.3	17.5%
Subsidiaries & etc.	4.9	9.7%	13.8	20.8%
<b>Total</b>	<b>217.0</b>	<b>10.9%</b>	<b>340.0</b>	<b>17.5%</b>

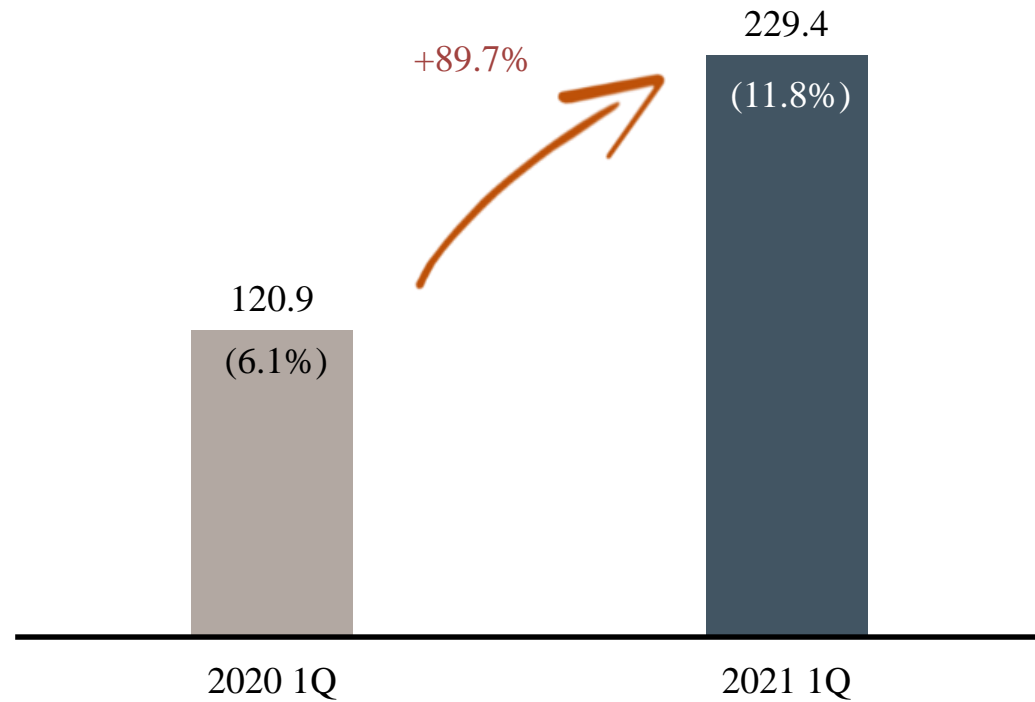


# 5. Operating Profit (%)

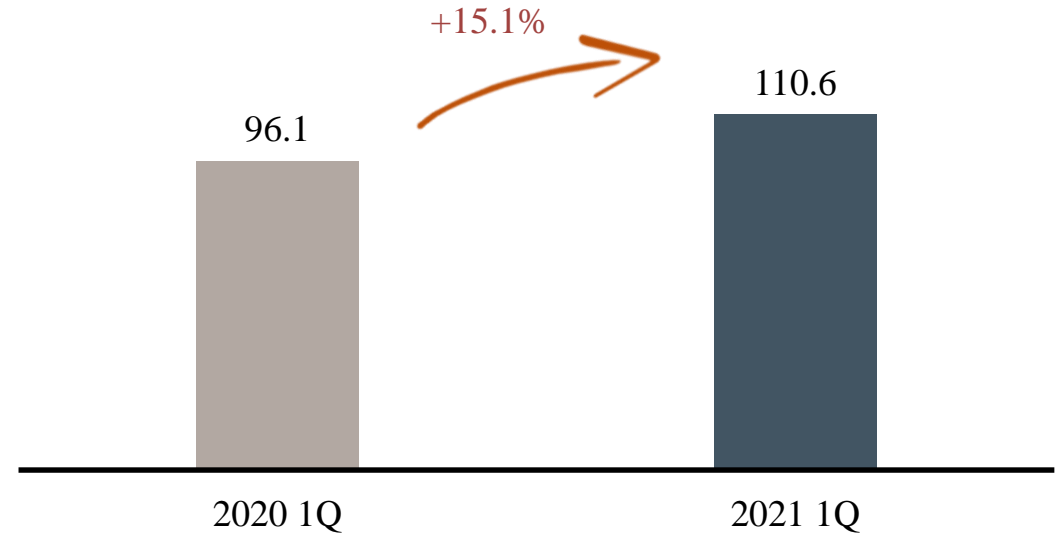
- 21.1Q Operating Profit : 229.4 billion won (OPM 6.1% → 11.8%)

[Unit : KRW Bil.]

## Operating Profit & OPM



## SG&A Expenses



## 6. Summary of Financial Statement

[Unit : KRW Bil.]

### Summary of Income Statement

Account	2020 1Q	2021 1Q
Sales Revenue	1,985.8	1,939.0
Gross Profit (%)	217.0 (10.9%)	340.0 (17.5%)
Operating Profit (%)	120.9 (6.1%)	229.4 (11.8%)
Other Expenses	-30.9	-25.2
Net Financial Cost	-16.3	-6.9
Pre-tax Profit	73.7	197.3
Net Profit (%)	61.9 (3.1%)	147.9 (7.6%)

### Summary of Balance Sheet

Account	2020	2021 1Q
Total Asset	9,305.9	9,836.5
Current Asset	5,973.1	6,592.0
Cash & Cash Equivalents	806.5	699.3
Total Liability	6,628.9	6,973.4
Current Liability	4,936.4	5,125.4
Borrowing	1,990.1	1,771.4
Total Equity	2,677.0	2,863.1

Account	2020	2021 1Q
Debt Ratio	247.6%	243.6%
PF Loan Guarantee	372.0	414.7
Un-started PF Balance	132.8	175.5

---

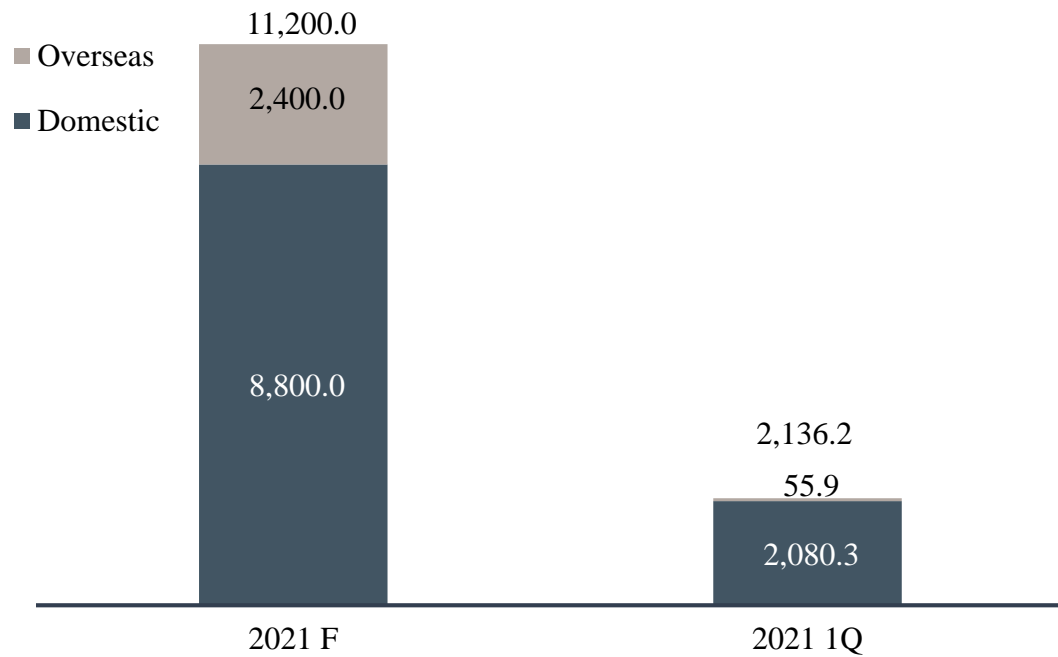
# Business Plan Achievement

# 1. New Orders

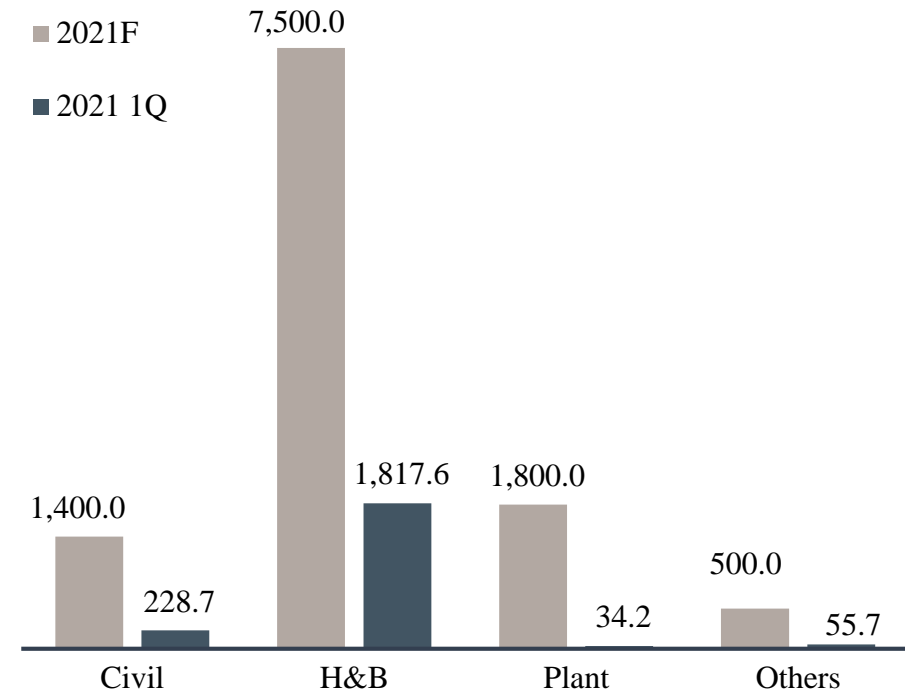
- 2021 Achievement rate : 19.0% (Domestic 23.6%, Overseas 2.3%)

[Unit : KRW Bil.]

## 2021 Achievement



## Achievement by Business Type

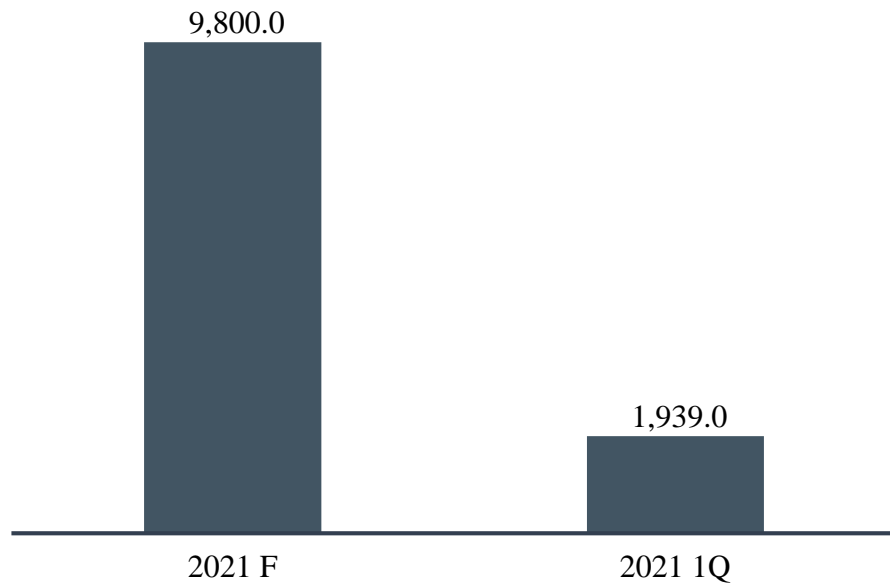


## 2. Sales Revenue

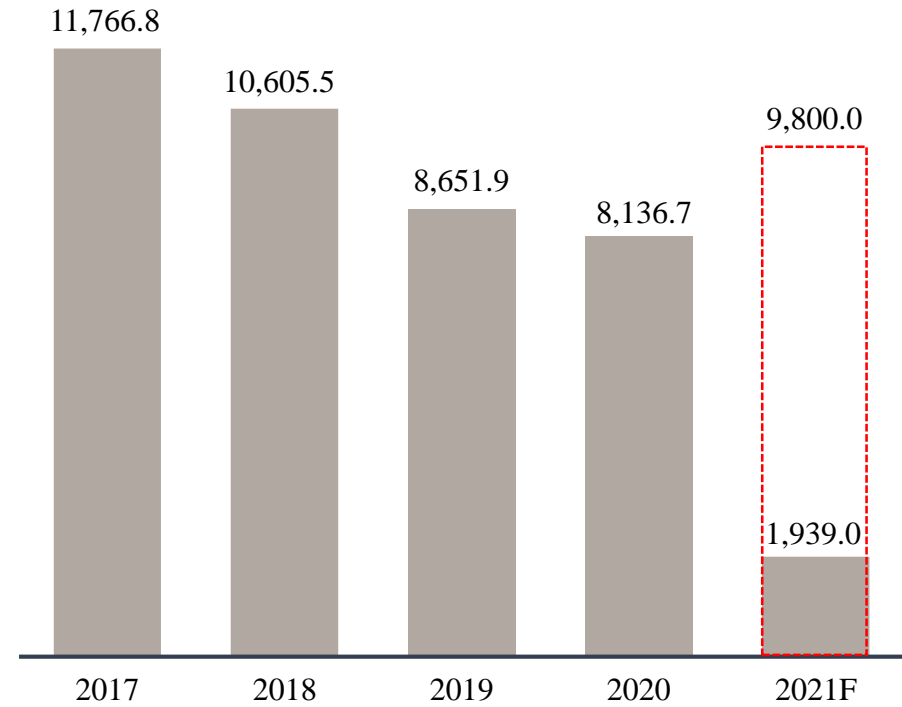
- 2021 Achievement rate : 19.8%

[Unit : KRW Bil.]

### 2021 Achievement



### Past Sales Revenue

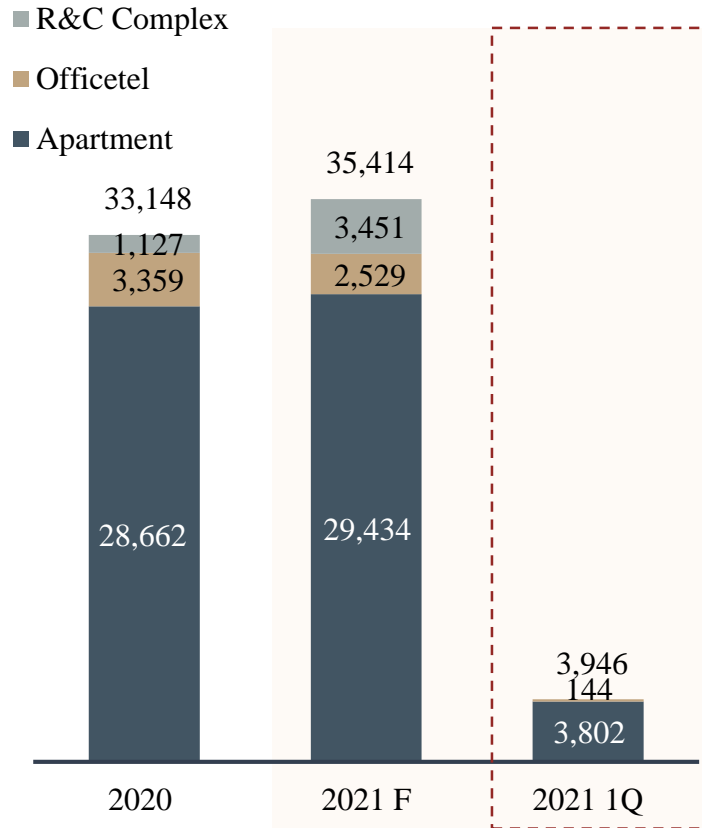


# 3. Housing Pre-Sale

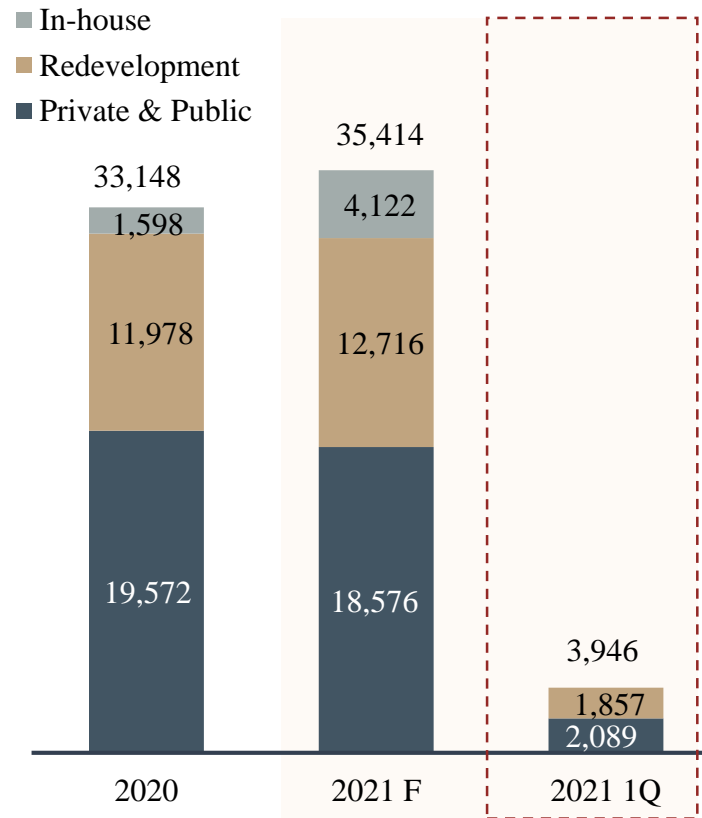
- 2021 Achievement rate : 11.1%

[Unit : Household]

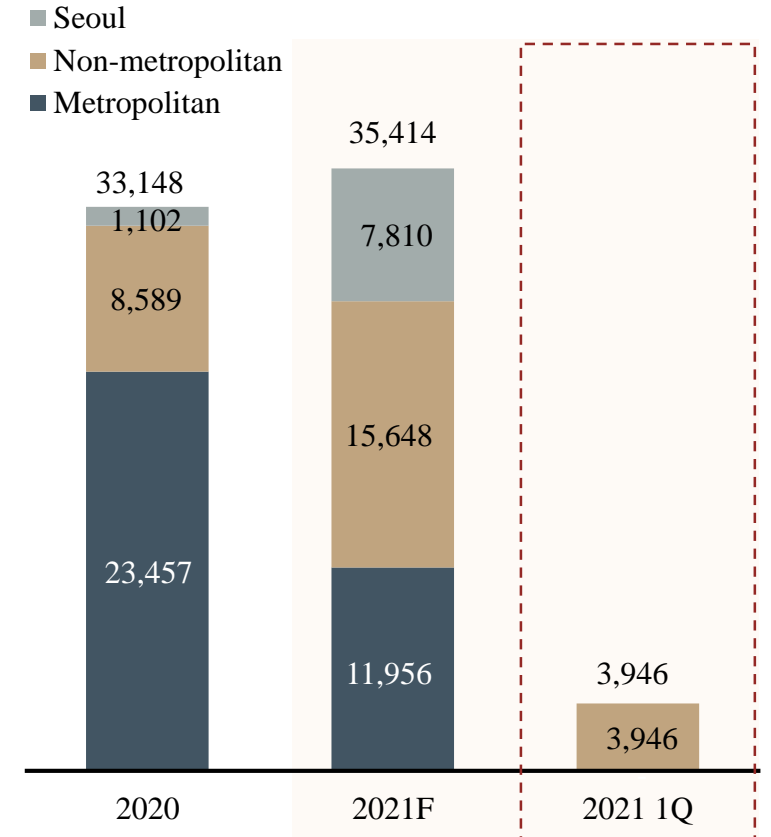
### Breakdown by Housing Type



### Breakdown by Supply Type



### Breakdown by Region



## 4. 2021 Housing Pre-Sale Plan

Term	PJ Name	Unit	Location
1Q	Gimhae An-dong 2nd Apt.	1,380	An-dong, Gimhae-si, Gyeongsangnam-do
	Suseong The Palace Prugio TheSharp	582	Pa-dong, Suseong-gu, Daegu
	Gwangyang Prugio The Central	565	Hwanggeum-dong, Gwangyang-si, Jeollanam-do
	Etc.	1,419	-
2Q	Daegu Yonggye-dong	1,313	Yonggye-dong, Dong-gu, Daegu
	Gwangmyeong 2R redevelopment(Union)	969	Gwangmyeong 1-dong, Gwangmyeong-si, Gyeonggi-do
	Daejeon Cheon-dong	825	Cheon-dong, Dong-gu, Daejeon
	Gumi Prugio Centralpark	819	Wonho-ri, Gumi-si, Gyeongsangbuk-do
	Dongjak-gu Sangdo-dong	771	Sangdo-dong, Dongjak-gu, Seoul
	Daegu Hyomok-dong	749	Hyomok-dong, Dong-gu, Daegu
	Etc.	5,213	-

[Unit : Household]

Term	PJ Name	Unit	Location
3Q	Paju Unjeong A13	1,745	Daryul-dong, Paju-si, Gyeonggi-do
	Incheon Gyeongseo 3 (OT)	1,534	Gyeongseo-dong, Seo-gu, Incheon
	Incheon Geomdan 3rd district 9BL 1lot	1,500	Wanggil-dong, Seo-gu, Incheon
	Jangwi 10 district redevelopment	1,175	Jangwi-dong, Seongbuk-gu, Seoul
	Anyang1-dong Jinheung reconstruction	1,109	Manan-gu, Anyang-si, Gyeonggi-do
	Etc.	5,772	-
4Q	Dunchon Jugong reconstruction (Union)	1,453	Dunchon-dong, Gangdong-gu, Seoul
	Busan Beomil-dong	1,363	Beomil-dong, Dong-gu, Busan
	Yangju station district A1BL	1,170	Nambang-dong, Yangju-si, Gyeonggi-do
	Etc.	3,988	-
-	Total	35,414	-

## 5. Current Status on Overseas Orders

Division	Country	Project	Contract Price	Detail
Plant	Nigeria	PHC Refinery Rehabilitation	KRW 1,200 bil.	• '21. 2Q
		Notore Fertilizer		• '21. 4Q
	Qatar	North Field LNG Expansion Pkg-1		• '21. 3Q
Civil	Singapore	Cross Island Line CR101	KRW 800 bil.	• '21. 3Q
		Cross Island Line CR108		• awarded on 26 <sup>th</sup> , April (KRW 578 bil.)

※ The above contract price was prepared based on the expected amount by the company.



Thank you

