

Investor Relations 2020

Daewoo Engineering & Construction, The Beginning of a New Leap Forward

- 2020.1H Business Performance

The financial data included is based on K-IFRS consolidated basis and prior to external audit, it is subject to change.

This presentation is provided only as a reference material. Daewoo Engineering & Construction assumes no responsibility for investment decisions. We trust your investment decisions will be based on your own independent judgment.

2020.1H Business Highlights

1. New Orders

2. Order Backlogs

3. Sales Revenue

4. Gross Profit(%)

5. Operating Profit(%)

※ Appendix. Summary of Financial Statement

Business Plan Achievement

1. New orders

2. Sales Revenue

3. Housing Pre-sale

4. 2020 Housing Pre-sale Plan

5. Current Status on Overseas Orders

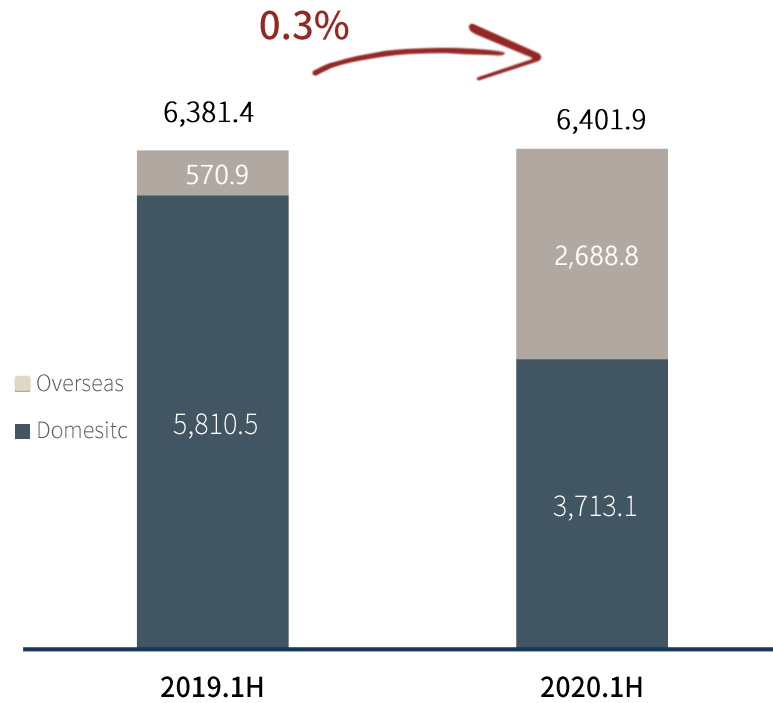
2020.1H Business Highlights

1. New Orders

· 20.1H New orders : 6.4 trillion won

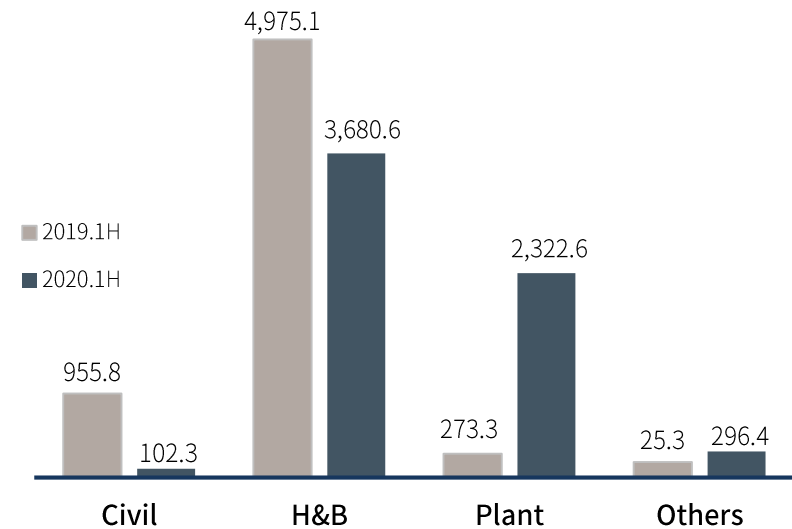
[Unit : KRW Bil.]

Yearly Trend



Breakdown by Business Type

*H&B: Housing & Building
*Others: Subsidiaries & etc.

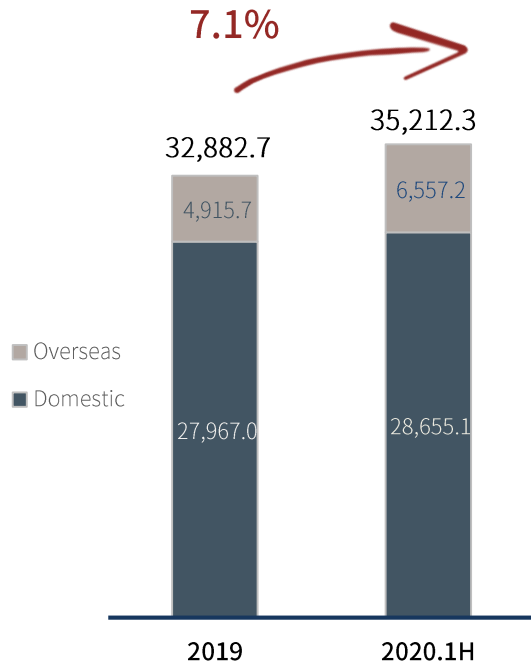


2. Order Backlogs

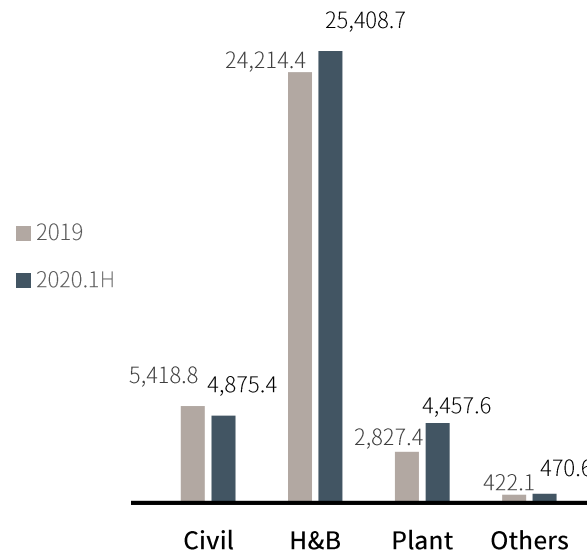
· 20.1H Order backlogs : 35.2 trillion won (+7.1% YoY)

[Unit : KRW Bil.]

Yearly Trend



Breakdown by Business Type

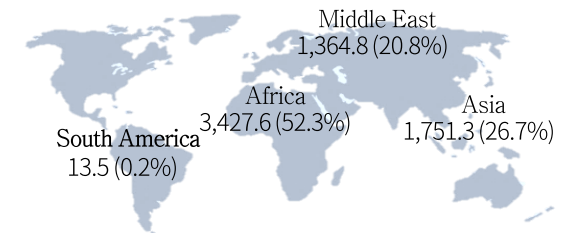


Domestic and Overseas H&B Backlogs Breakdown

<Domestic H&B Backlogs Breakdown>

Redevelopment	Private	Public	In-house
11,796.4	9,744.4	545.1	2,784.0
(47.4%)	(39.2%)	(2.2%)	(11.2%)

< Overseas Backlogs Breakdown>



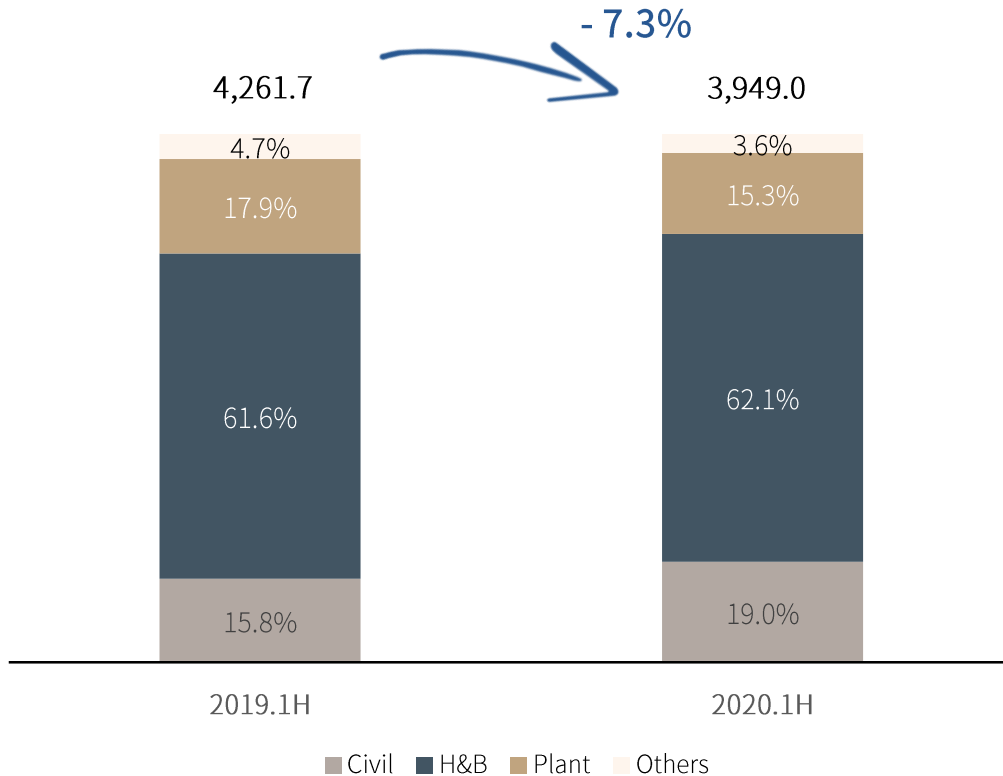
▶ Plant 61.2%, Civil 23.8%, Building 15.0%

3. Sales Revenue

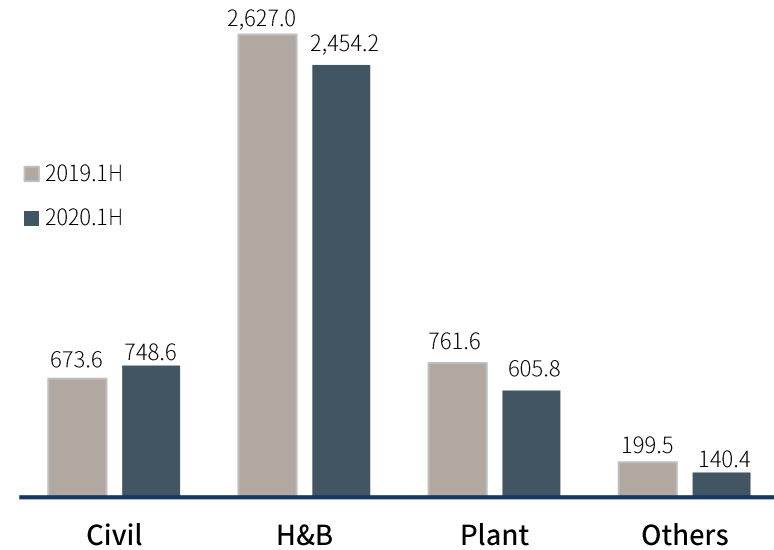
· 20.1H Sales Revenue : 3.95 trillion won (-7.3% YoY)

[Unit : KRW Bil.]

Yearly Trend(%)



Breakdown by Business Type

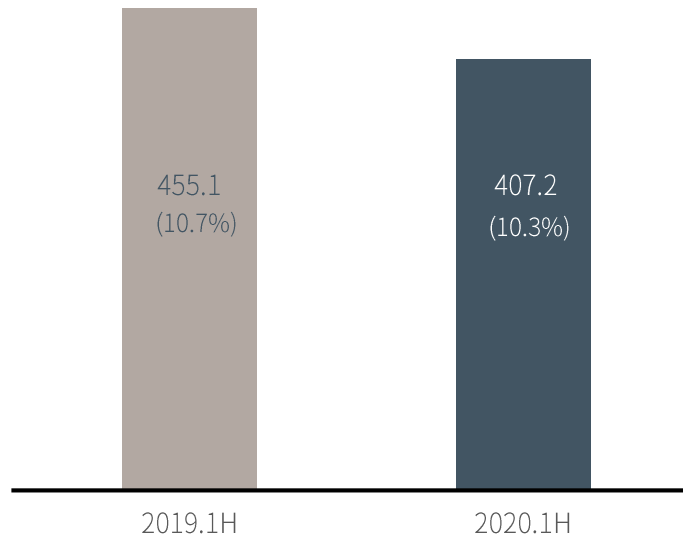


4. Gross Profit

· 20.1H Gross Profit : 407 billion won (Civil & Plant division shown increase in gross profit, yoy)

[Unit : KRW Bil.]

Yearly Trend(%)



Breakdown by Business Type(%)

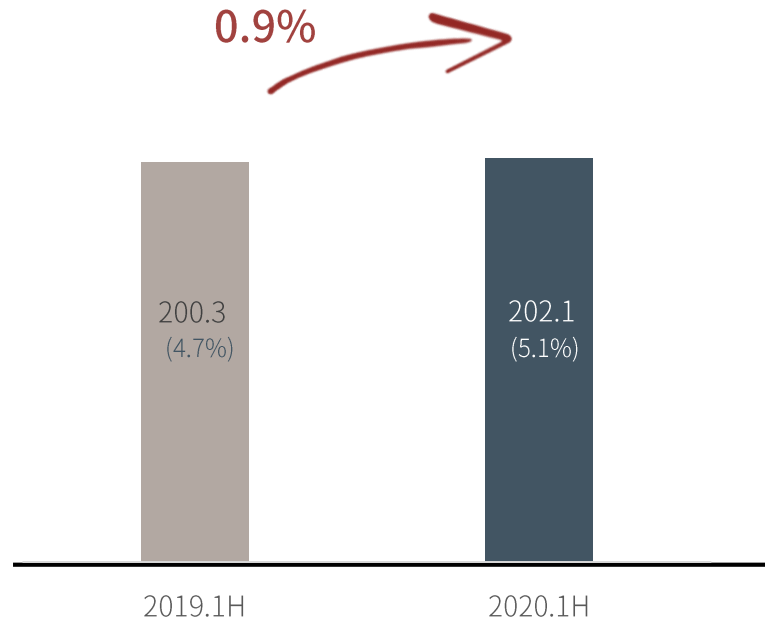
	2019.1H		2020.1H	
Civil	-9.2	-1.4	16.6	2.2
Housing & Building	368.7	14.0	334.8	13.6
Plant	43.9	5.8	37.7	6.2
Subsidiaries & Etc.	51.7	25.9	18.1	12.9
Total	455.1	10.7	407.2	10.3

5. Operating Profit(%)

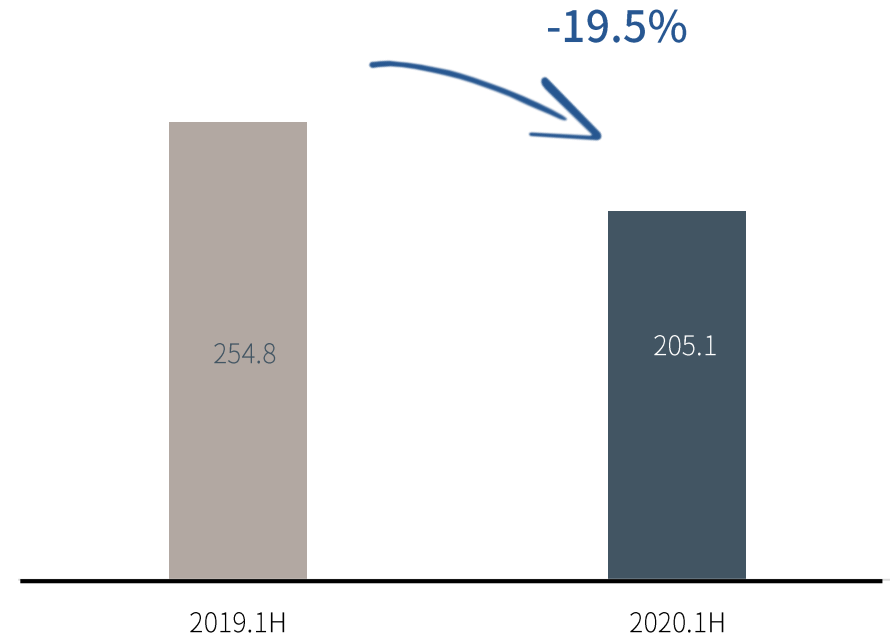
· 20.1H Operating profit : 202.1 billion won, (+0.9% increase YoY)

[Unit : KRW Bil.]

Operating Profit & OPM



SG&A Expenses



※ Appendix. Summary of Financial Statement

[Unit : KRW Bil.]

Summary of Income Statement

Account	2019.1H	2020.1H
Sales Revenue	4,261.7	3,949.0
Gross Profit (%)	455.1 (10.7%)	407.2 (10.3%)
Operating Profit (%)	200.3 (4.7%)	202.1 (5.1%)
Other Expenses	27.6	-21.2
Net Financial Cost	-36.2	-34.0
Pre-tax Profit	191.7	146.9
Net Profit (%)	132.0 (3.1%)	114.3 (2.9%)

Summary of Balance Sheet

Account	2019	2020.1H
Total Asset	9,697.7	9,621.1
Current Asset	6,049.4	6,106.9
Cash & Cash Equivalents	756.8	930.1
Total Liability	7,209.4	6,980.7
Current Liability	5,084.7	5,233.3
Borrowing	2,352.1	2,419.1
Total Equity	2,488.3	2,640.5

Account	2019	2020.1H
Debt Ratio	289.7%	264.4%
PF Loan Guarantee	409.4	401.7
Un-started PF Balance	84.7	136.4

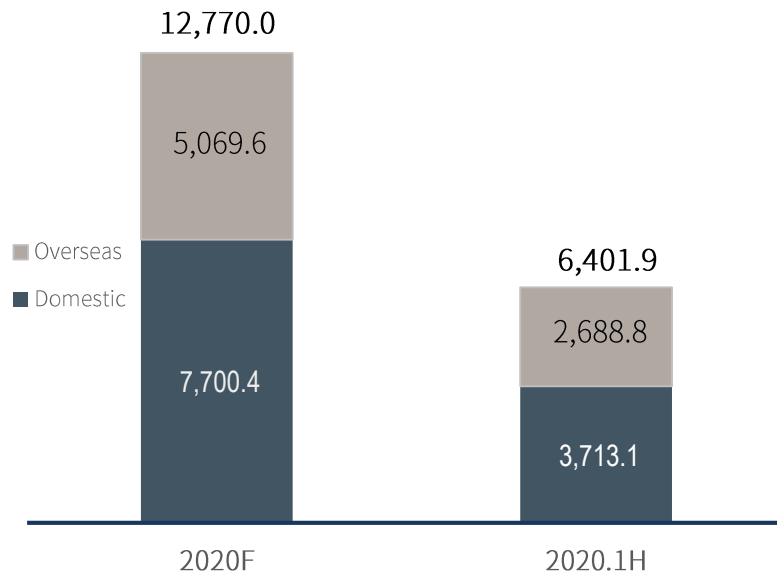
Business Plan Achievement

1. New Orders

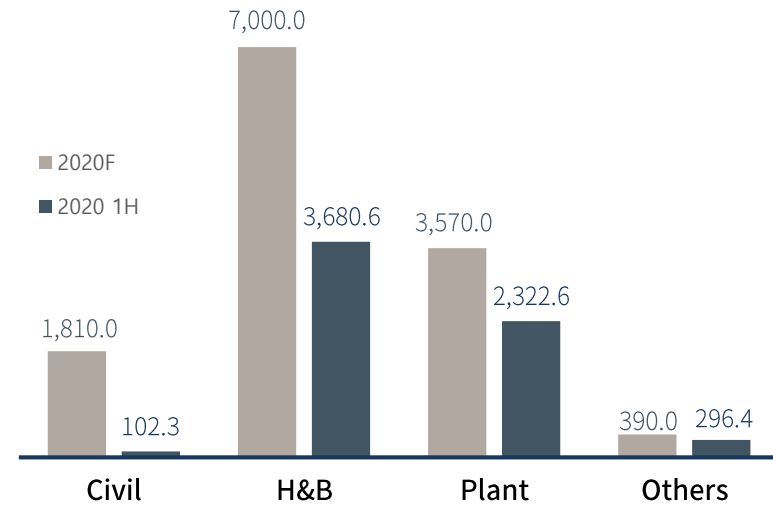
· 2020 achievement rate : 50% (74% of 2019 annual Sales Revenue)

[Unit : KRW Bil.]

2020 Achievement



Achievement by Business Type

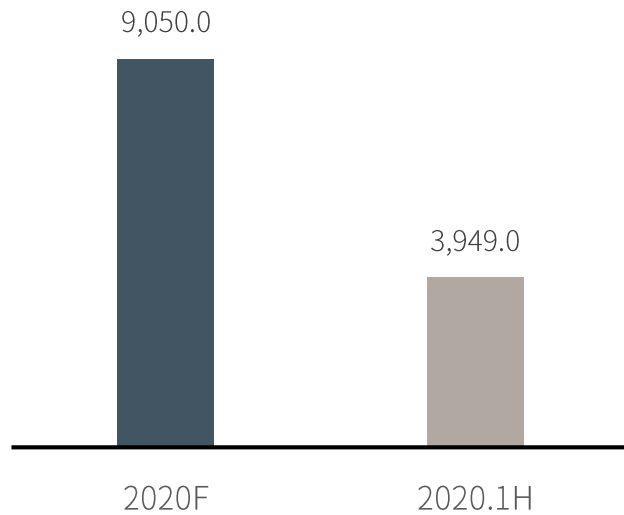


2. Sales Revenue

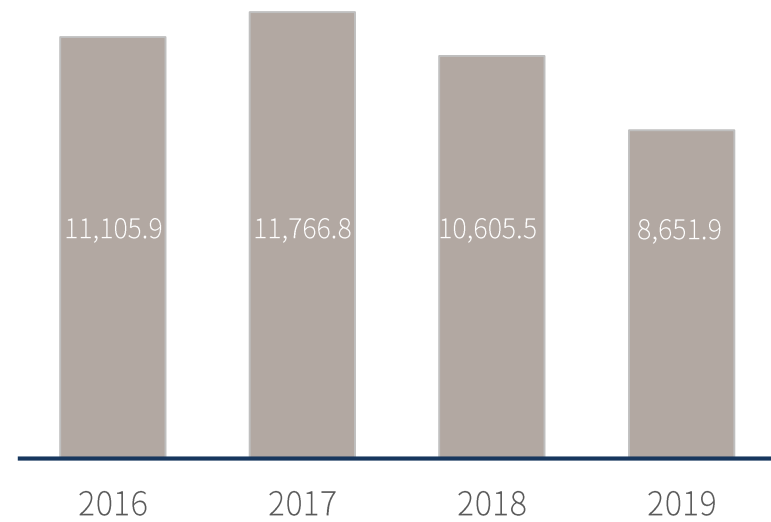
· 2020 achievement rate : 44%

[Unit : KRW Bil.]

2020 Achievement



Past Sales Revenue

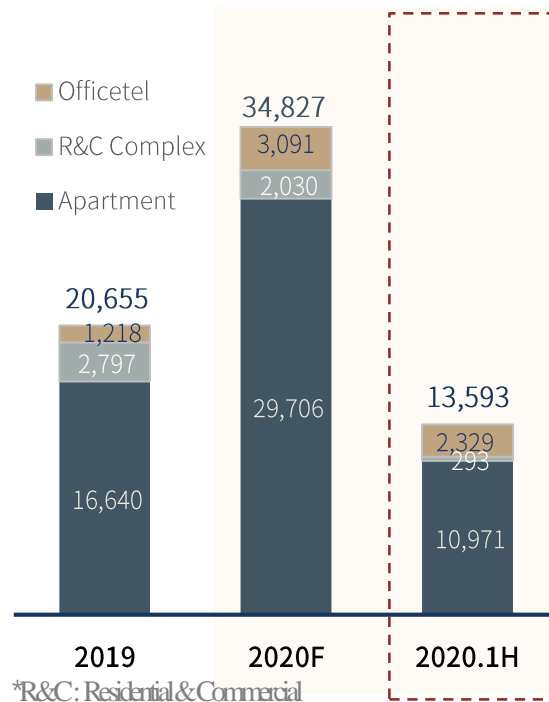


3. Housing Pre-sale

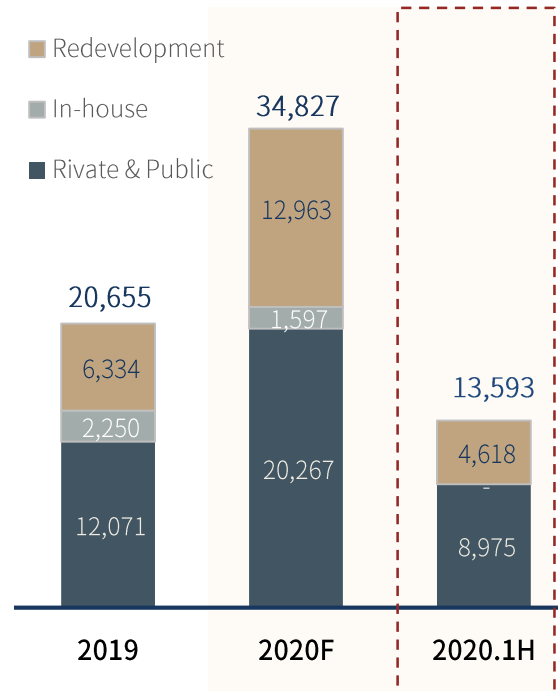
- 2020 achievement rate: 40%

[Unit : Household]

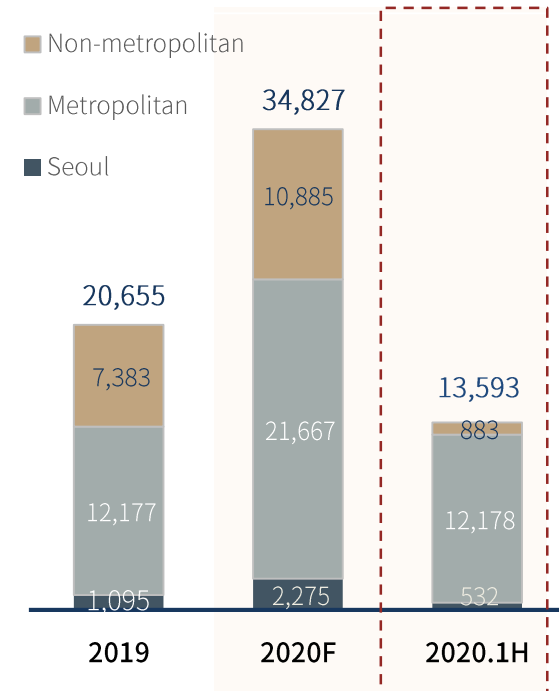
Breakdown by Housing Type



Breakdown by Supply Type



Breakdown by Region



4. 2020 Housing Pre-sale Plan

[Unit : Household]

Term	PJ Name	Unit	Location
1Q	Maegyo Station Prugio SK VIEW(Union)	1,012	Paldal-gu, Suwon-si, Gyeonggi-do
	Maegyo Station Prugio SK VIEW	1,077	Paldal-gu, Suwon-si, Gyeonggi-do
	Ansan Prugio Breepark	588	Danwon-gu, Ansan-si, Gyeonggi-do
2Q	Gyeryong Prugio First	883	Duma-myeon, Gyeryong-si, Chungcheongnam-do
	Hwaseo St. Prugio Briciel	665	Jangan-gu, Suwon-si, Gyeonggi-do
	Sewoon Prugio Hericity	293	Inhyun-dong, Jung-gu, Seoul
	Geomam Station Royal Park City	4,805	Baekseok-dong, Seo-gu, Incheon
	Cheongna International City Station Prugio City	1,630	Cheongna International City, Seo-gu Incheon
	Gwangmyeong Prugio	464	Gwangmyeong-dong, Gwangmyeong-si, Gyeonggi-do
	Hwaseo St. Prugio Briciel(OT)	460	Jangan-gu, Suwon-si, Gyeonggi-do
	Hillstate Prugio Juan(Union)	441	Michuhol-gu, Incheon
	Ahyeon Prugio Clacity	239	Ahyeon-dong, Mapo-gu, Seoul
	Gwangmyeong Prugio	240	Gwangmyeong-dong, Gwangmyeong-si, Gyeonggi-do
Gwangmyeong Prugio(Union)	796	Gwangmyeong-dong, Gwangmyeong-si, Gyeonggi-do	

Term	PJ Name	Unit	Location
3Q	Suwon Yeongheung Park townhouse	1,509	Yeongtong-gu, Suwon-si, Gyeonggi-do
	Gimhae Prugio High-end	1,400	An-dong, Gimhae-si
	Cheonan Prugio Lakeside	1,023	Seobuk-gu, Cheonan-si, Chungcheongnam-do
	Daeyun 4 reconstruction(Union)	985	Daeyeon 4-dong, Nam-gu, Busan
	Seongnam Sinheung 2 redevelopment	869	Sinheung-dong, Sujung-gu, Seongnam-si
	Seosan Prugio the central	861	Yecheon-dong, Seosan-si, Chungcheongnam-do
	Daegu Suseong-gu Joong-dong townhouse	714	Joong-dong, Suseong-gu, Daegu
	Giheung Prugio Forepeace	677	Giheung-gu, Yongin-si, Gyeonggi-do
4Q	Yeongjong A12	1,445	Incheon
	Seongnam Sinheung 2 redevelopment(Union)	1,112	Sinheung-dong, Sujung-gu, Seongnam-si
	Gyeongsan Jungsan C5, C4-1	701	Jungsan-dong, Gyeongsan-si, Gyeongsangbuk-do
	Sewoon 6-3-3 Urban Environment Improvement Project	662	Euljiro 4-ga, Jung-gu, Seoul
-	Etc.	9,276	
Total		34,827	

5. Current Status on Overseas Orders

Division	Country	Project	Contract Price	Detail
Plant	Nigeria	PHC Refinery Rehabilitation PJ	US\$ 2 bil.	<ul style="list-style-type: none"> • '20.1Q Contract Signing • '20.4Q DWEC Sub-contract Signing
Plant	Nigeria	NLNG New BOG Comp.	US\$ 50 mil.	<ul style="list-style-type: none"> • Bid submit complete • '21 Announcement of winning bidder
Plant	Algeria	REB LPG Extraction	US\$ 650 mil.	<ul style="list-style-type: none"> • '19.11 Technical bid submit • '21 Announcement of winning bidder
Plant	Iraq	WQ1 Oil Train	US\$ 400 mil.	<ul style="list-style-type: none"> • '19.11 Bid submit complete • '21 Announcement of winning bidder
Plant	Qatar	North Field Expansion Pkg.1	US\$ 1.0 bil.	<ul style="list-style-type: none"> • '21 Announcement of winning bidder
Plant	Oman	Sohar LNG Bunkering	US\$ 100 mil.	<ul style="list-style-type: none"> • '21 Announcement of winning bidder
Civil	Iraq	Al Faw Container Terminal Pkg.2	US\$ 500 mil.	<ul style="list-style-type: none"> • '20 Contract Signing
Civil	Singapore	Jurong Region Line J109	US\$ 215 mil.	<ul style="list-style-type: none"> • '20.7 Letter of acceptance(LOA)
Civil	Hong Kong	Fanling Bypass Eastern Section B	US\$ 100 mil.	<ul style="list-style-type: none"> • '20.3Q Letter of acceptance(LOA)
Civil	Indonesia	Kutai Coal Terminal	US\$ 146 mil.	<ul style="list-style-type: none"> • '20.4Q Contract Signing
Civil	Singapore	Cross Island Line CR101	US\$ 270 mil.	<ul style="list-style-type: none"> • '20.3Q Announcement of winning bidder
Civil	Singapore	Cross Island Line CR108	US\$ 400 mil.	<ul style="list-style-type: none"> • '20.3Q Announcement of winning bidder
Civil	Iraq	Khor Al-zubair Immersed Tunnel PKG.2	US\$ 300 mil.	<ul style="list-style-type: none"> • '21 Announcement of winning bidder

※ The above contract price was prepared based on the expected amount by the company.

Thank you

Build Together

고객과 함께 최고의 가치를 실현하는 기업